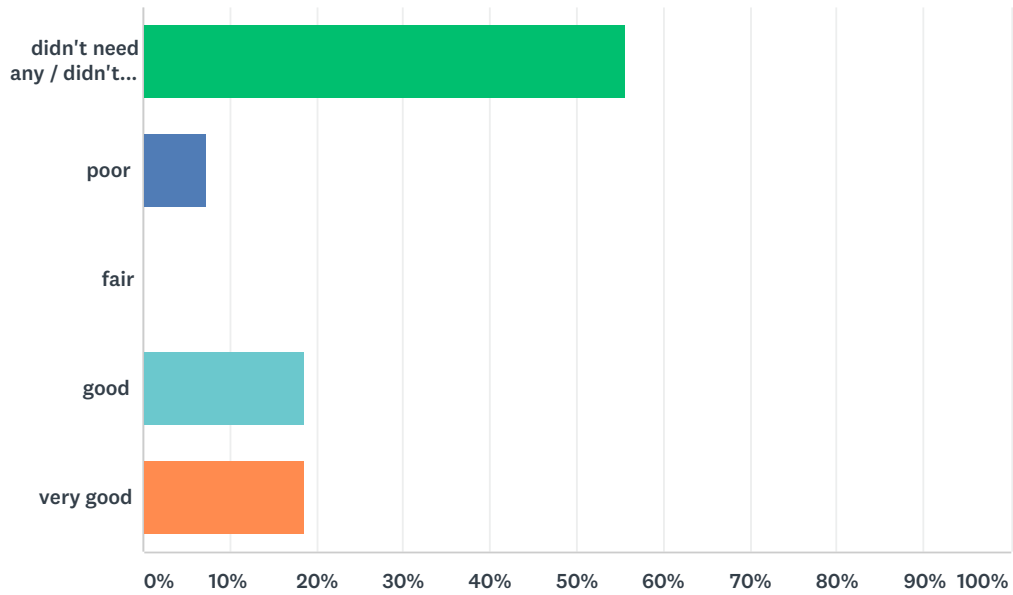


Q1 Support to fill in the application form

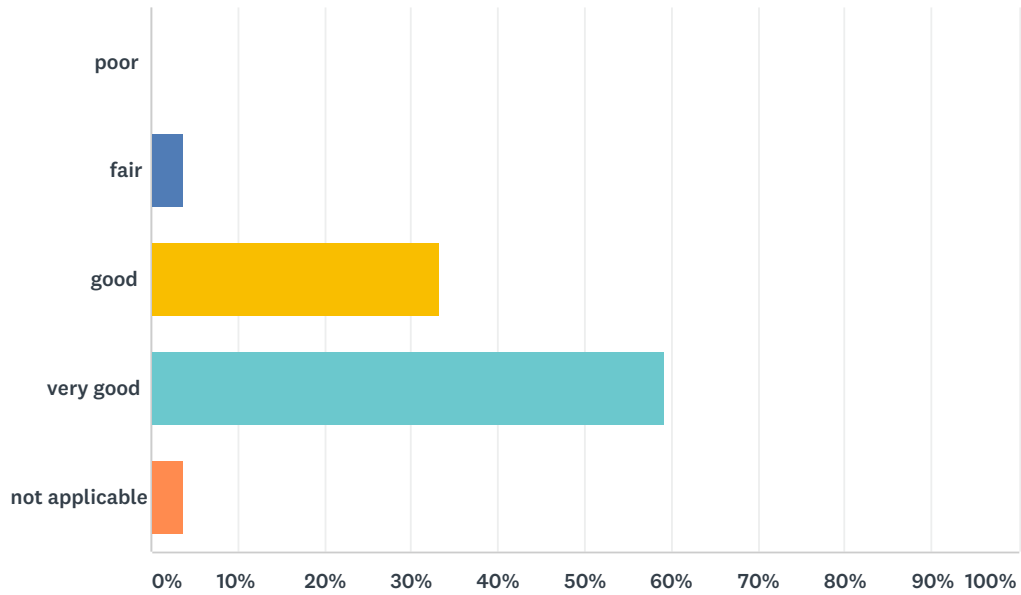
Answered: 27 Skipped: 0



ANSWER CHOICES	RESPONSES	
didn't need any / didn't ask for it	55.56%	15
poor	7.41%	2
fair	0.00%	0
good	18.52%	5
very good	18.52%	5
TOTAL		27

Q2 Quality of the information supplied before the course on the website

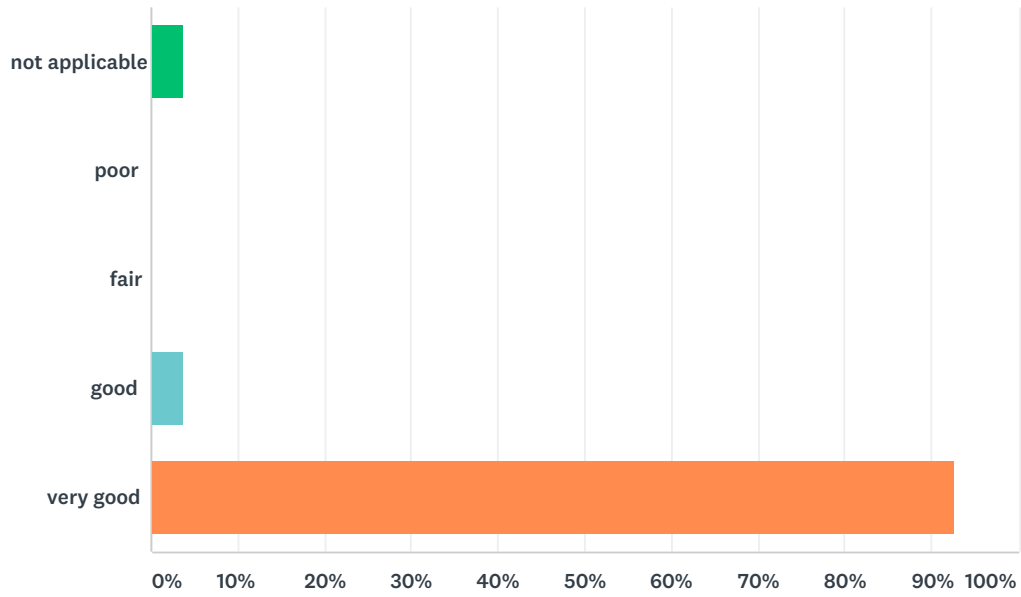
Answered: 27 Skipped: 0



ANSWER CHOICES	RESPONSES
poor	0.00% 0
fair	3.70% 1
good	33.33% 9
very good	59.26% 16
not applicable	3.70% 1
TOTAL	27

Q3 Sufficient and immediate answers to your personal mails

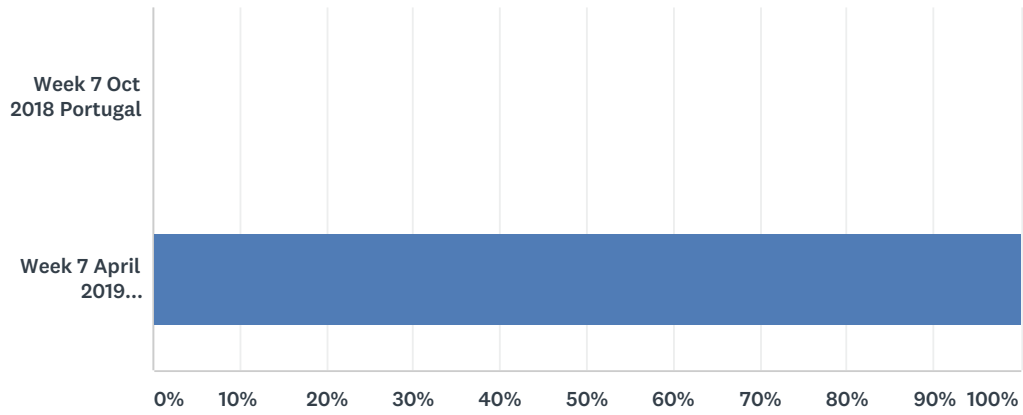
Answered: 27 Skipped: 0



ANSWER CHOICES	RESPONSES	
not applicable	3.70%	1
poor	0.00%	0
fair	0.00%	0
good	3.70%	1
very good	92.59%	25
TOTAL		27

Q4 Which course session did you attend

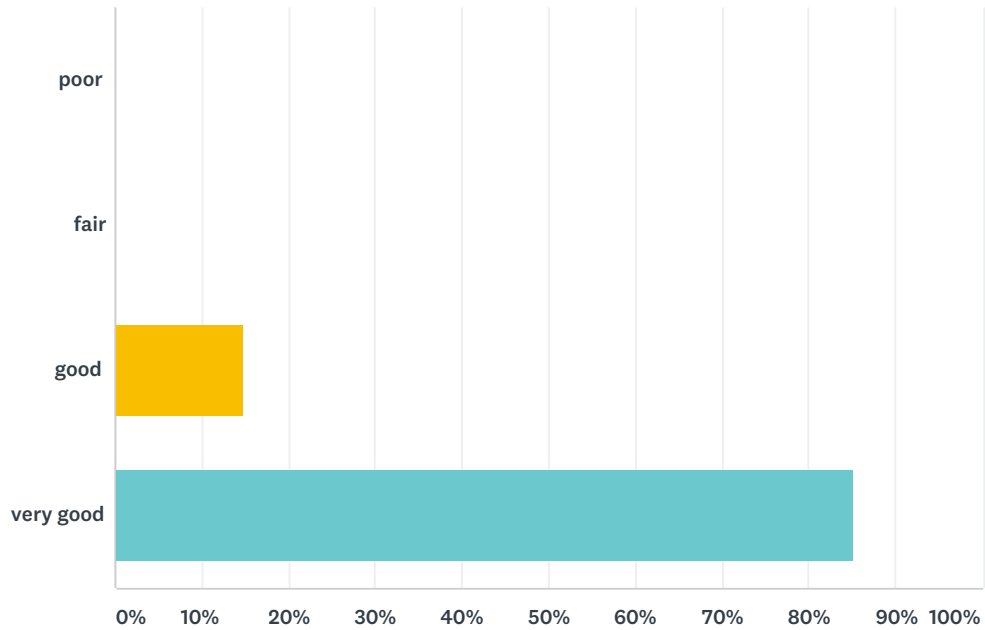
Answered: 27 Skipped: 0



ANSWER CHOICES	RESPONSES	
Week 7 Oct 2018 Portugal	0.00%	0
Week 7 April 2019 Benalmedena, Spain	100.00%	27
TOTAL		27

Q5 Quality of the course programme (in general)

Answered: 27 Skipped: 0



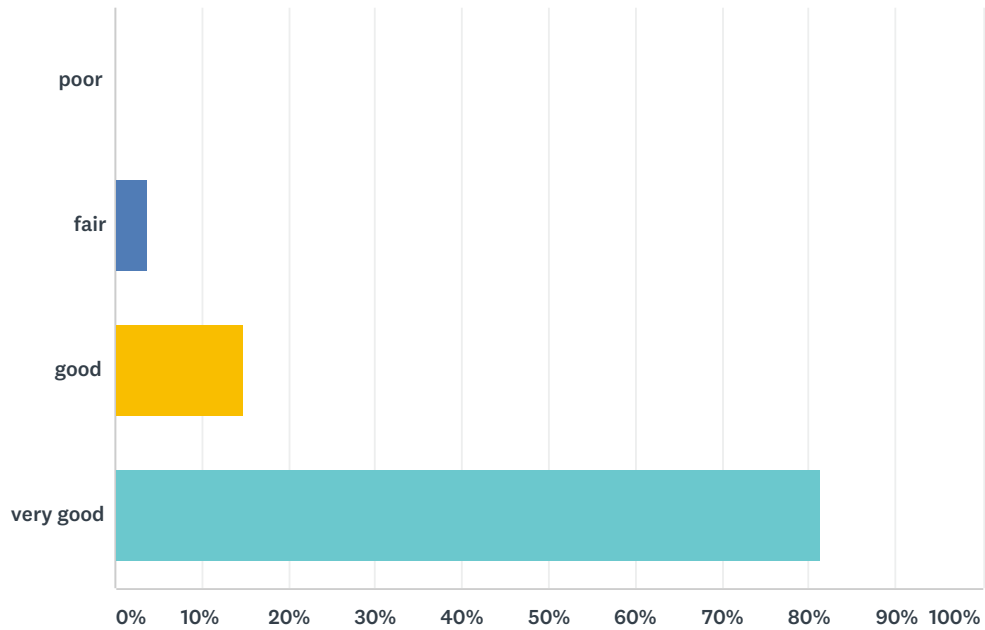
ANSWER CHOICES	RESPONSES	
poor	0.00%	0
fair	0.00%	0
good	14.81%	4
very good	85.19%	23
TOTAL		27

Q6 You have had presentations about different topics e.g. role of principal, tasks of coordinator, models of virtual projects, KA 2, global projects, curriculum (CFEC-EIO), intercultural communication, use of video/ videoconferences, evaluation of projects. Mention shortly in the comment box which presentation was most interesting for you and what you have learnt from it.

Answered: 25 Skipped: 2

Q7 Methodology of the course. Was there a good balance between the three parts of the course (information, sharing experiences, working on own outcomes)

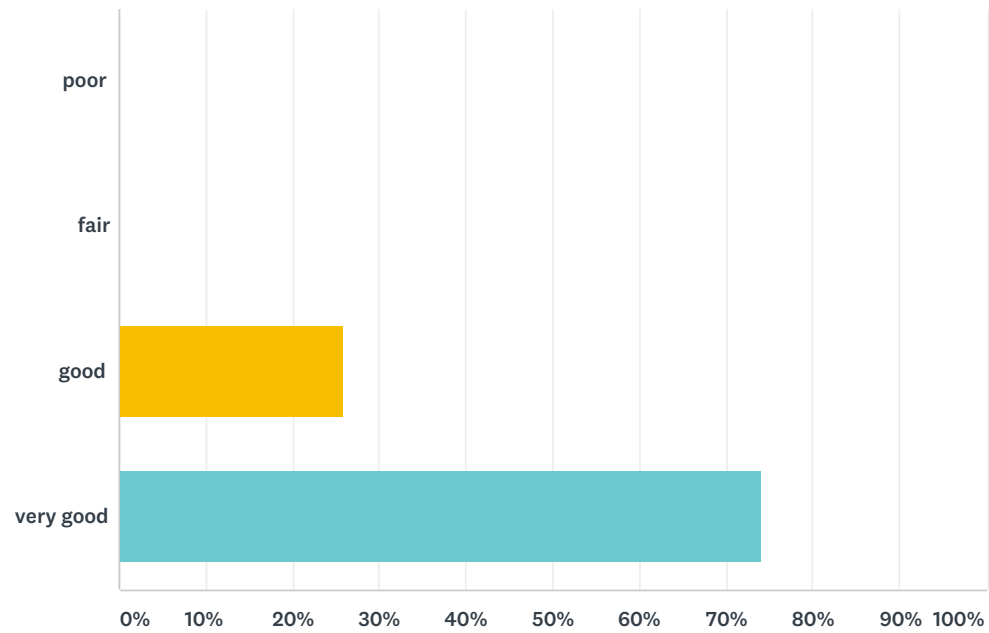
Answered: 27 Skipped: 0



ANSWER CHOICES	RESPONSES	
poor	0.00%	0
fair	3.70%	1
good	14.81%	4
very good	81.48%	22
TOTAL		27

Q8 Quality of the documents materials on the course platform (course documents, additional documents, links to websites etc.)

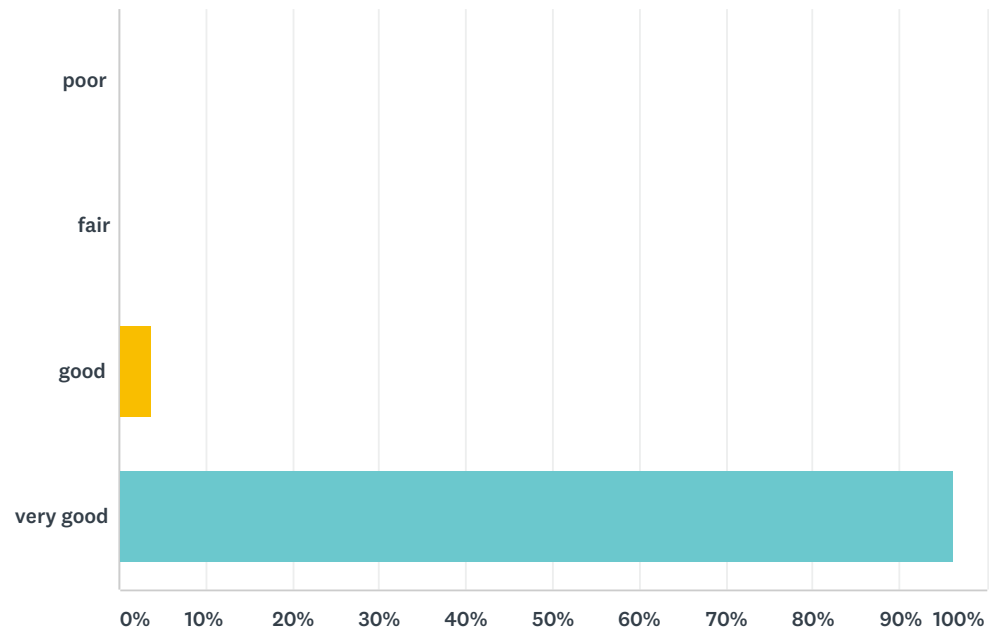
Answered: 27 Skipped: 0



ANSWER CHOICES	RESPONSES	
poor	0.00%	0
fair	0.00%	0
good	25.93%	7
very good	74.07%	20
TOTAL		27

Q9 Quality of the trainers / organisers (knowledge, skills, patience, personal support)

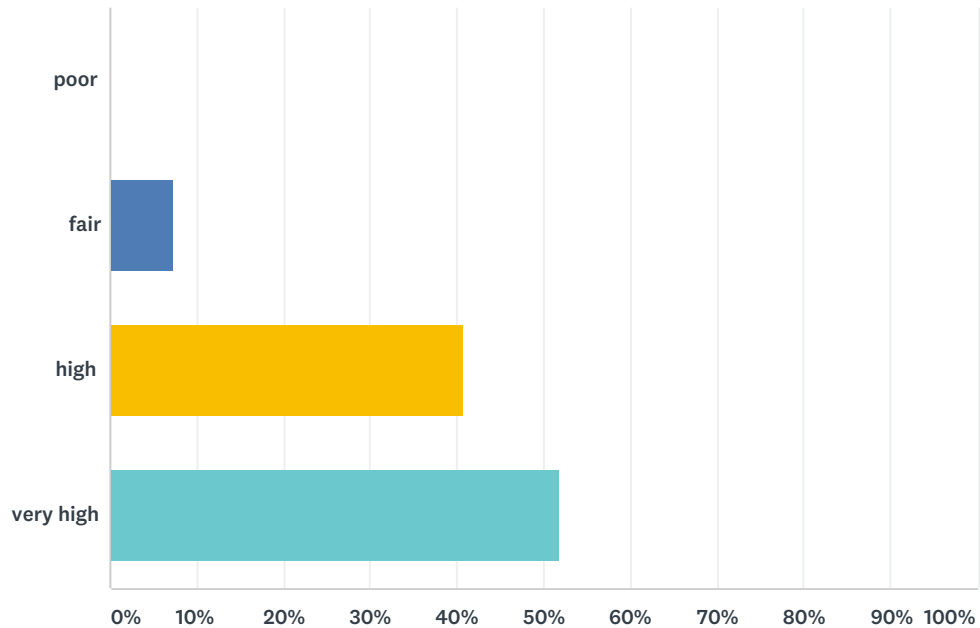
Answered: 27 Skipped: 0



ANSWER CHOICES	RESPONSES	
poor	0.00%	0
fair	0.00%	0
good	3.70%	1
very good	96.30%	26
TOTAL		27

Q10 The KA1 application insists on 'learning agreements' between the participants and the course providers. To what extent did the course meet your expectations in general

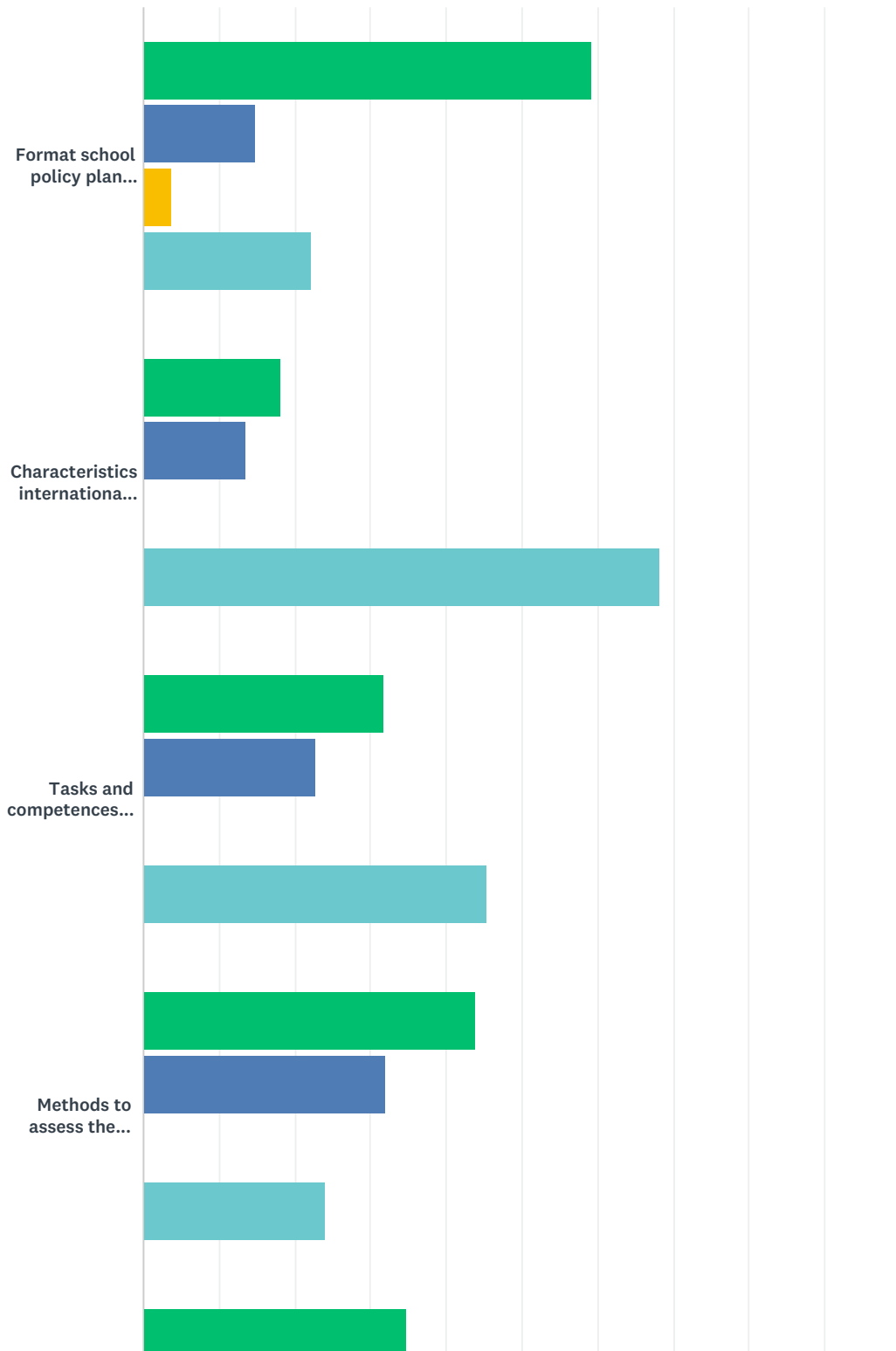
Answered: 27 Skipped: 0



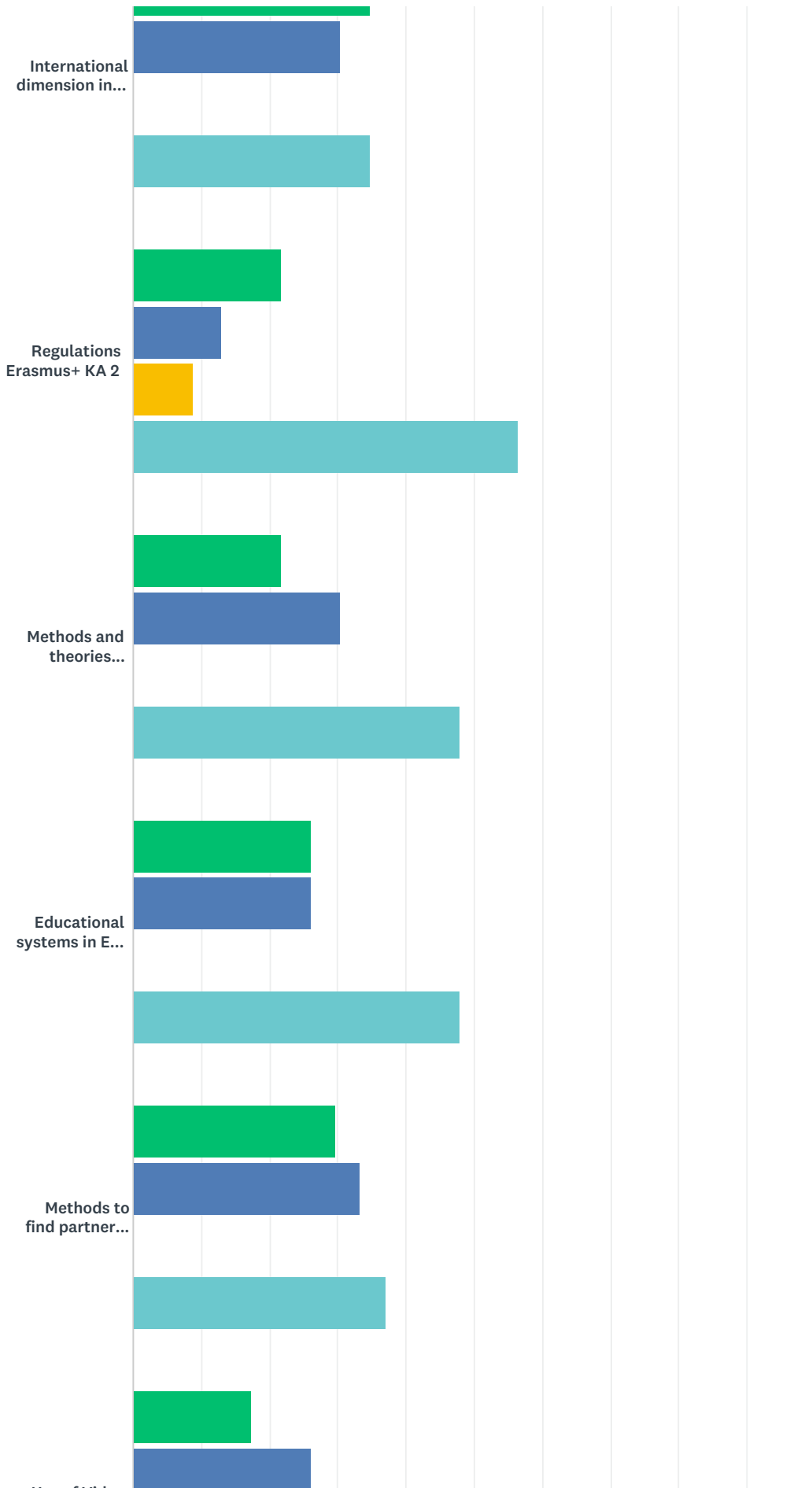
ANSWER CHOICES	RESPONSES	
poor	0.00%	0
fair	7.41%	2
high	40.74%	11
very high	51.85%	14
TOTAL		27

Q11 To what extent did the course meet your specific expectations. Select 5 most important expectations. For the others tick not applicable. The expectations related to the outputs for the school are listed in another question.

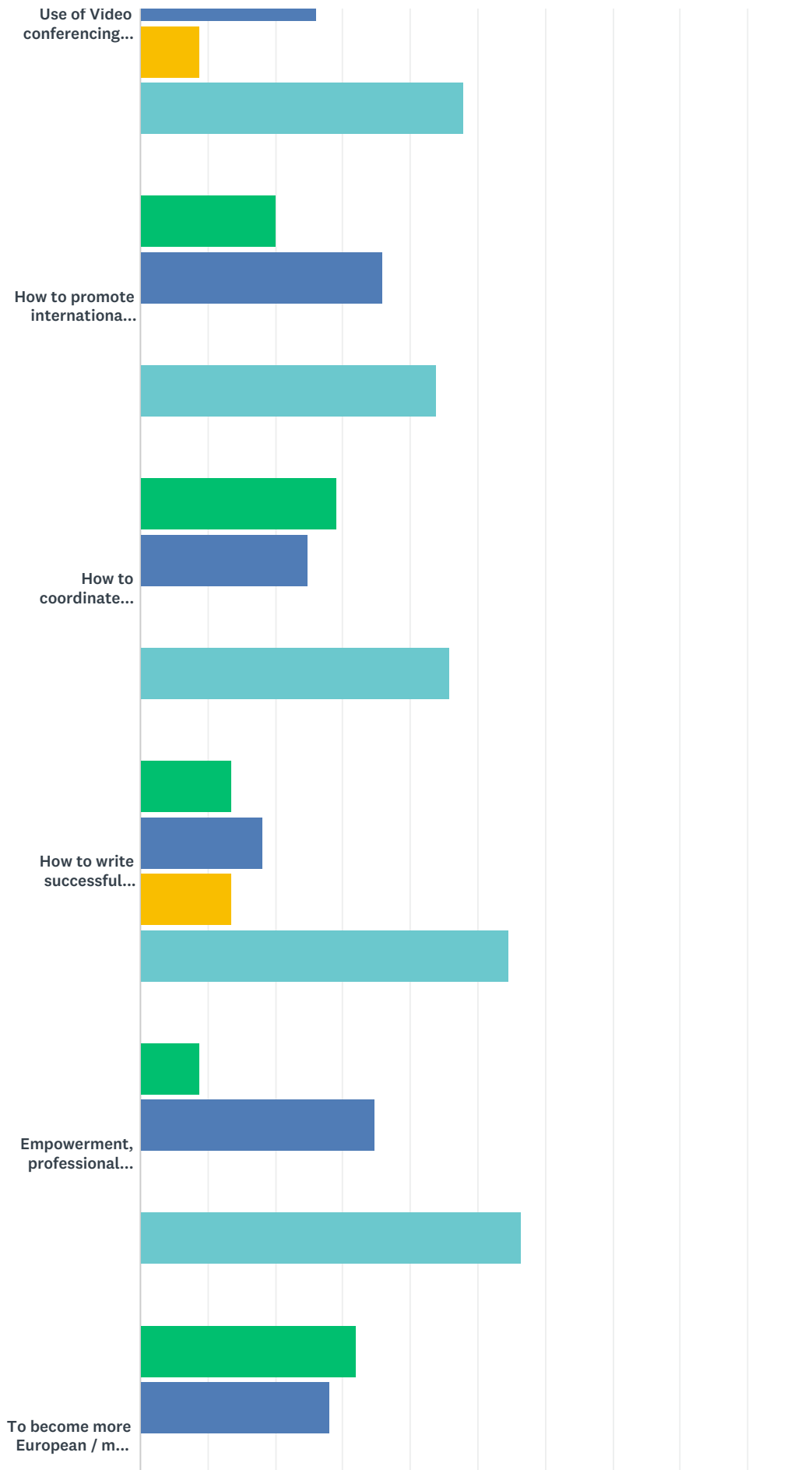
Answered: 27 Skipped: 0



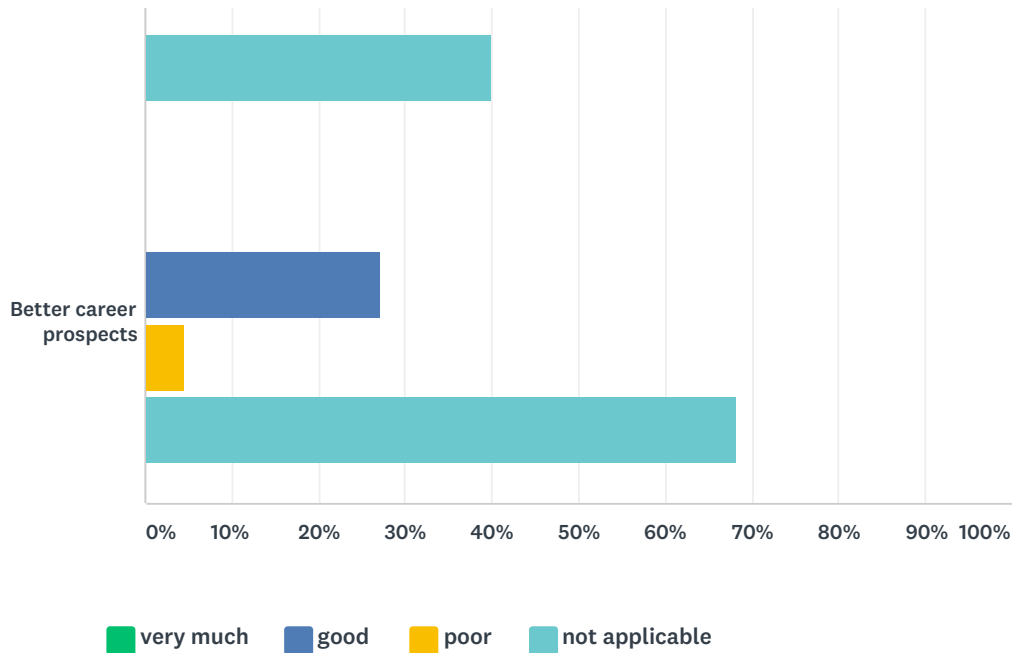
Course Internationalisation evaluation 2018-2019



Course Internationalisation evaluation 2018-2019



Course Internationalisation evaluation 2018-2019



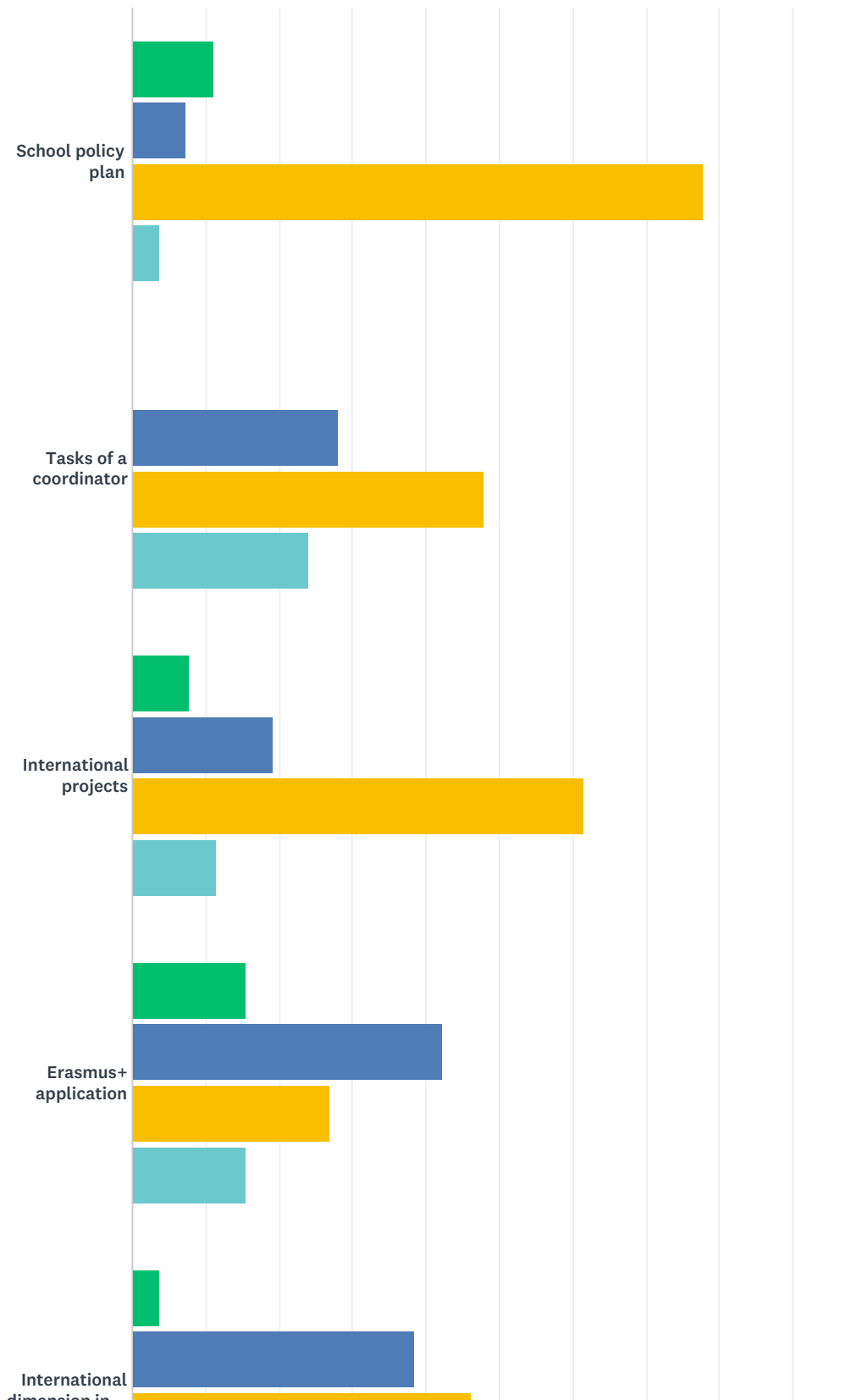
	VERY MUCH	GOOD	POOR	NOT APPLICABLE	TOTAL
Format school policy plan internationalisation	59.26% 16	14.81% 4	3.70% 1	22.22% 6	27
Characteristics international projects	18.18% 4	13.64% 3	0.00% 0	68.18% 15	22
Tasks and competences international coordinator	31.82% 7	22.73% 5	0.00% 0	45.45% 10	22
Methods to assess the quality of internationalisation	44.00% 11	32.00% 8	0.00% 0	24.00% 6	25
International dimension in the curriculum	34.78% 8	30.43% 7	0.00% 0	34.78% 8	23
Regulations Erasmus+ KA 2	21.74% 5	13.04% 3	8.70% 2	56.52% 13	23
Methods and theories intercultural communication in Europe	21.74% 5	30.43% 7	0.00% 0	47.83% 11	23
Educational systems in EU by sharing experiences with participants	26.09% 6	26.09% 6	0.00% 0	47.83% 11	23
Methods to find partners in Europe and globally for international projects	29.63% 8	33.33% 9	0.00% 0	37.04% 10	27
Use of Video conferencing for international projects	17.39% 4	26.09% 6	8.70% 2	47.83% 11	23
How to promote international projects at school	20.00% 5	36.00% 9	0.00% 0	44.00% 11	25
How to coordinate international projects	29.17% 7	25.00% 6	0.00% 0	45.83% 11	24
How to write successful applications for projects	13.64% 3	18.18% 4	13.64% 3	54.55% 12	22
Empowerment, professional growth	8.70% 2	34.78% 8	0.00% 0	56.52% 13	23
To become more European / more internationally oriented	32.00% 8	28.00% 7	0.00% 0	40.00% 10	25

Course Internationalisation evaluation 2018-2019

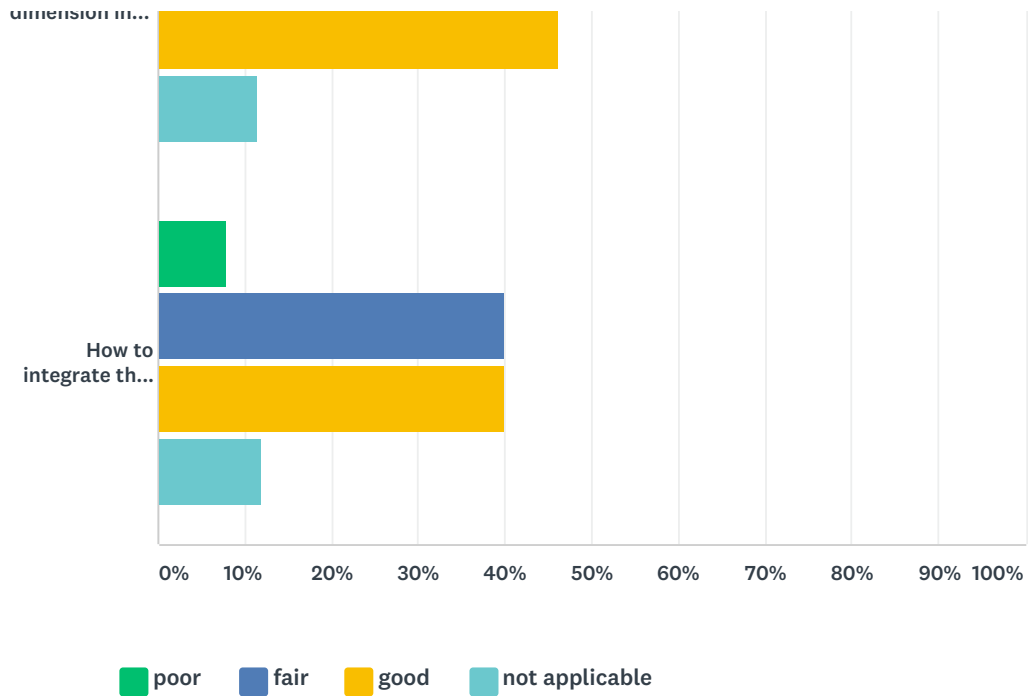
Better career prospects	0.00%	27.27%	4.55%	68.18%	22
	0	6	1	15	

Q12 The KA1 application insists on creating outputs to be delivered during the course To what extent are you satisfied with your products on

Answered: 27 Skipped: 0



Course Internationalisation evaluation 2018-2019



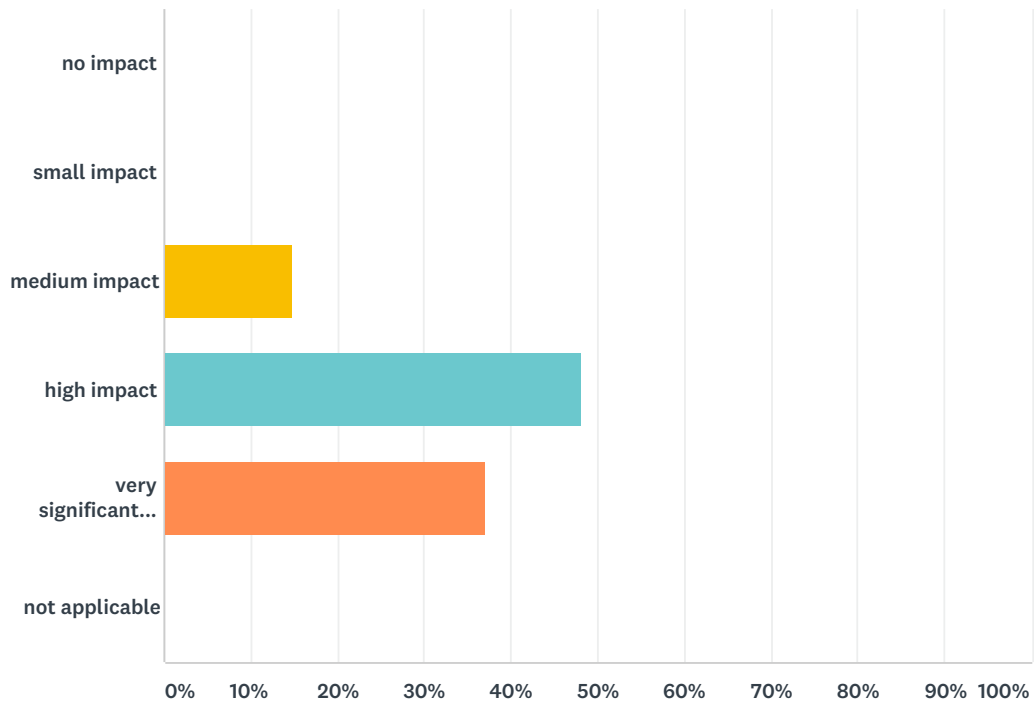
	POOR	FAIR	GOOD	NOT APPLICABLE	TOTAL
School policy plan	11.11% 3	7.41% 2	77.78% 21	3.70% 1	27
Tasks of a coordinator	0.00% 0	28.00% 7	48.00% 12	24.00% 6	25
International projects	7.69% 2	19.23% 5	61.54% 16	11.54% 3	26
Erasmus+ application	15.38% 4	42.31% 11	26.92% 7	15.38% 4	26
International dimension in curriculum	3.85% 1	38.46% 10	46.15% 12	11.54% 3	26
How to integrate the acquisition of intercultural competences into your projects and school curriculum	8.00% 2	40.00% 10	40.00% 10	12.00% 3	25

Q13 Most important question..... effect of the course on your school. 1. Explain how the course will contribute to 'make your school more international'.2. What are you going to do next year to 'make your school more international'?3. How will you do it and with whom?

Answered: 26 Skipped: 1

Q14 The course encouraged me to adopt a more reflective approach to the way I carry out my tasks for international projects

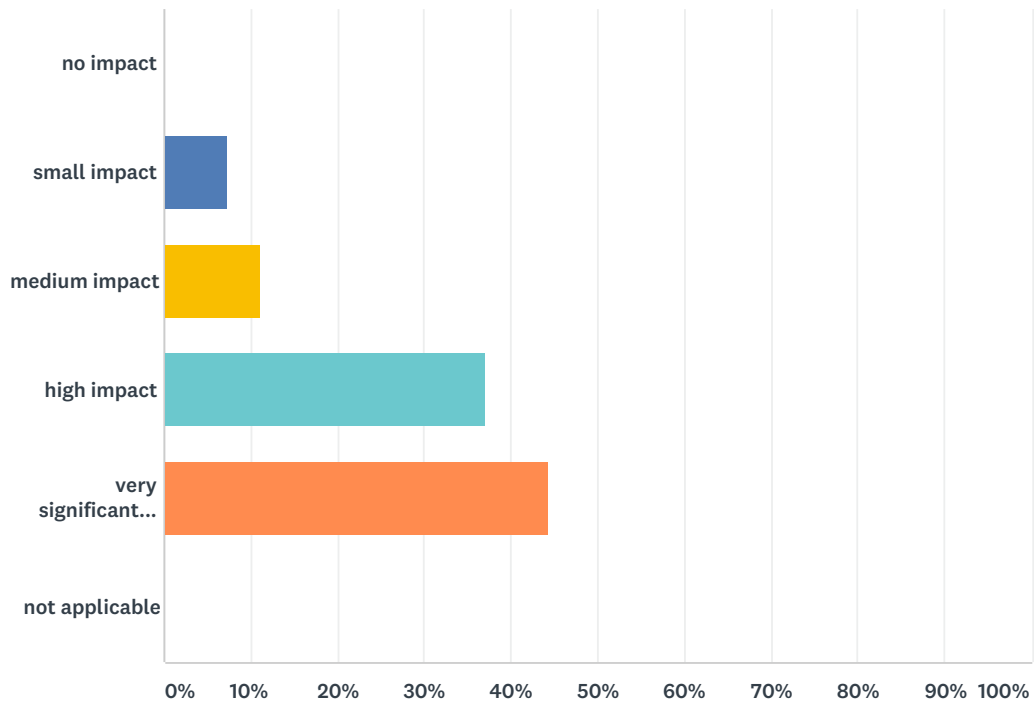
Answered: 27 Skipped: 0



ANSWER CHOICES	RESPONSES	
no impact	0.00%	0
small impact	0.00%	0
medium impact	14.81%	4
high impact	48.15%	13
very significant impact	37.04%	10
not applicable	0.00%	0
TOTAL		27

Q15 The course motivated me to carry on developing my professional skills in the future

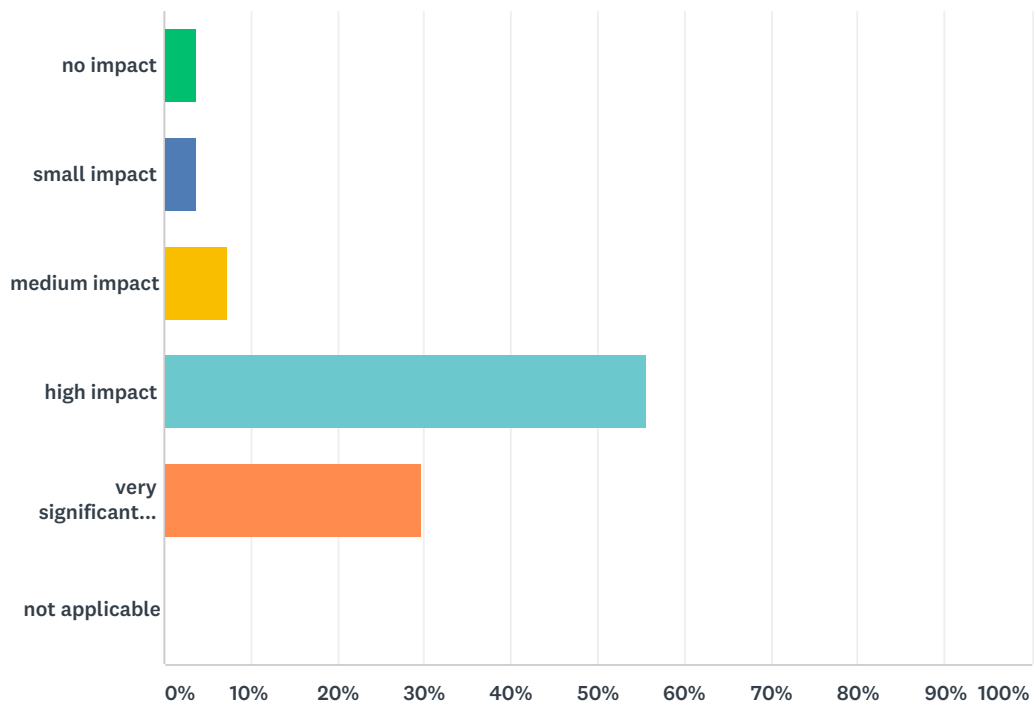
Answered: 27 Skipped: 0



ANSWER CHOICES	RESPONSES	
no impact	0.00%	0
small impact	7.41%	2
medium impact	11.11%	3
high impact	37.04%	10
very significant impact	44.44%	12
not applicable	0.00%	0
TOTAL		27

Q16 The course led or will lead to establishing partnerships/ co-operation with schools represented at the training event

Answered: 27 Skipped: 0



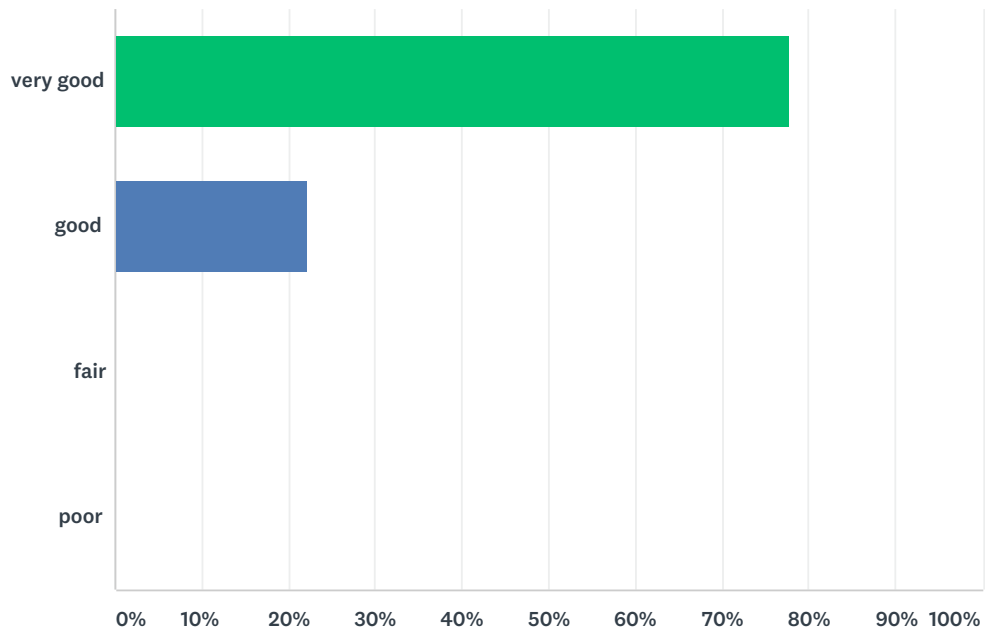
ANSWER CHOICES	RESPONSES	
no impact	3.70%	1
small impact	3.70%	1
medium impact	7.41%	2
high impact	55.56%	15
very significant impact	29.63%	8
not applicable	0.00%	0
TOTAL		27

Q17 How did you find out about this course? Internet? Which site or Google search? From colleagues or?

Answered: 27 Skipped: 0

Q18 Give a mark for the in-service training activity (content and methodology)

Answered: 27 Skipped: 0



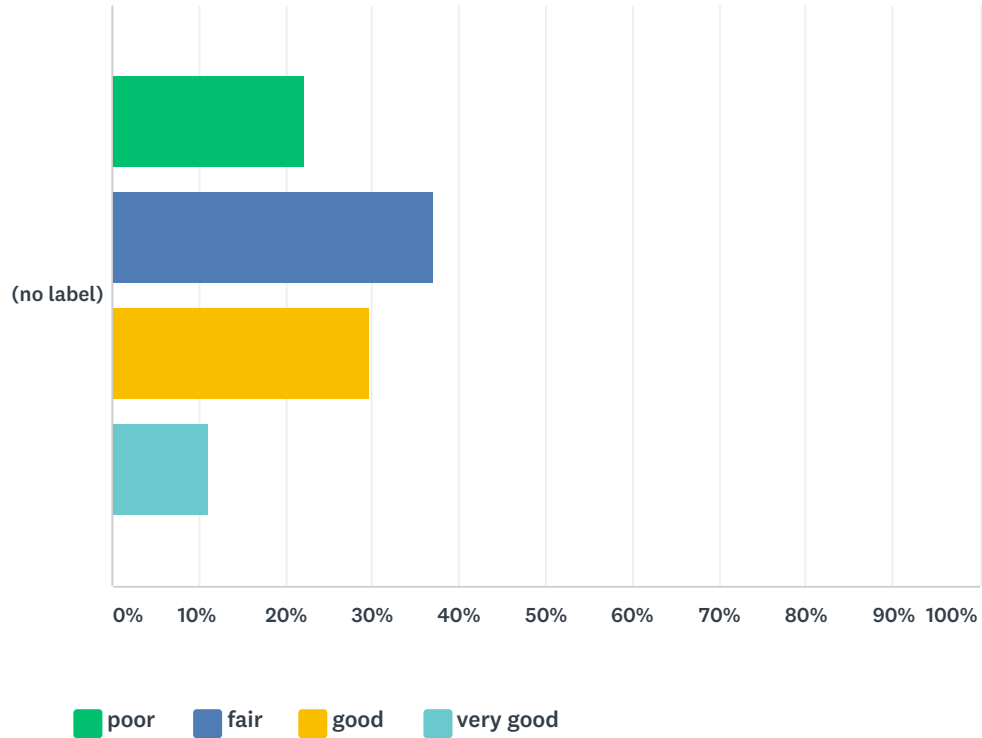
ANSWER CHOICES	RESPONSES	
very good	77.78%	21
good	22.22%	6
fair	0.00%	0
poor	0.00%	0
TOTAL		27

Q19 General comments

Answered: 20 Skipped: 7

Q20 Catering (lunches, coffee breaks)

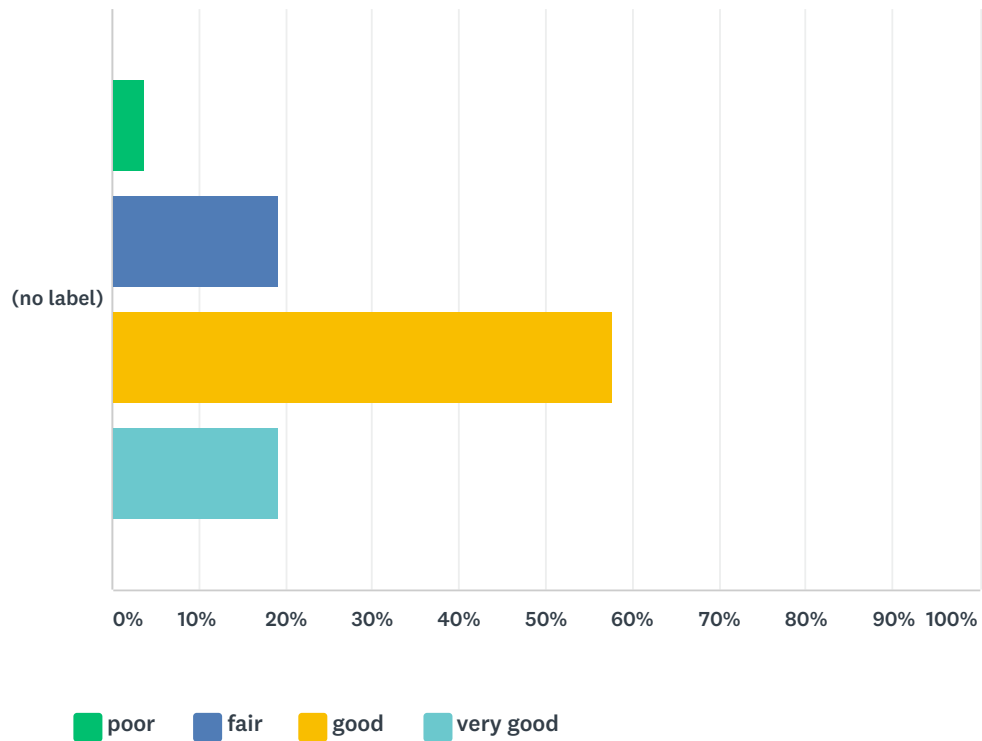
Answered: 27 Skipped: 0



	POOR	FAIR	GOOD	VERY GOOD	TOTAL	WEIGHTED AVERAGE
(no label)	22.22%	37.04%	29.63%	11.11%	27	2.30
	6	10	8	3		

Q21 Quality of the rooms used for the course at the school / in the venue (not the hotel)

Answered: 26 Skipped: 1



	POOR	FAIR	GOOD	VERY GOOD	TOTAL	WEIGHTED AVERAGE
(no label)	3.85%	19.23%	57.69%	19.23%	26	2.92
	1	5	15	5		