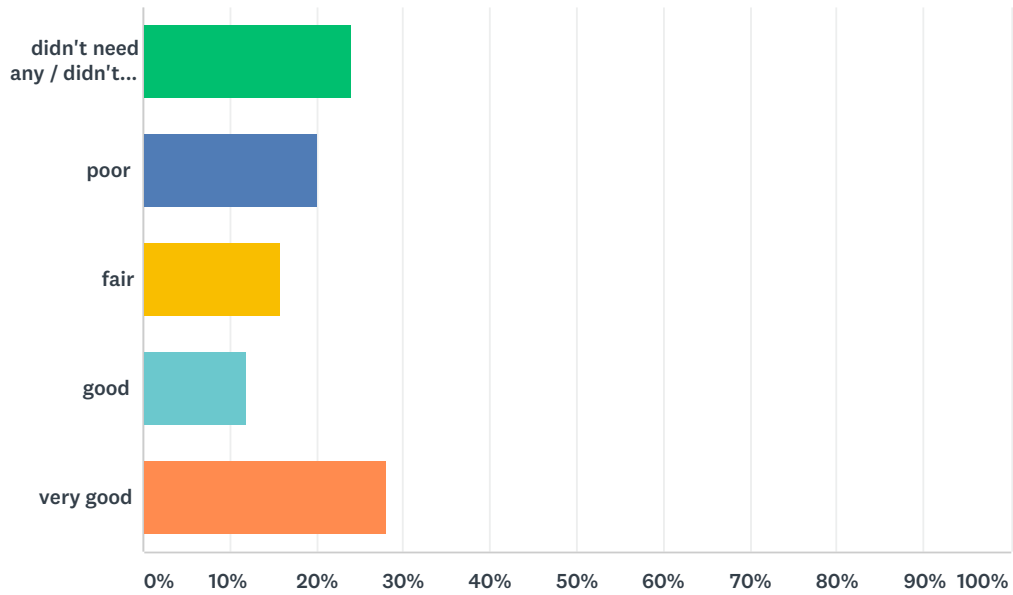


Q1 Support to fill in the application form

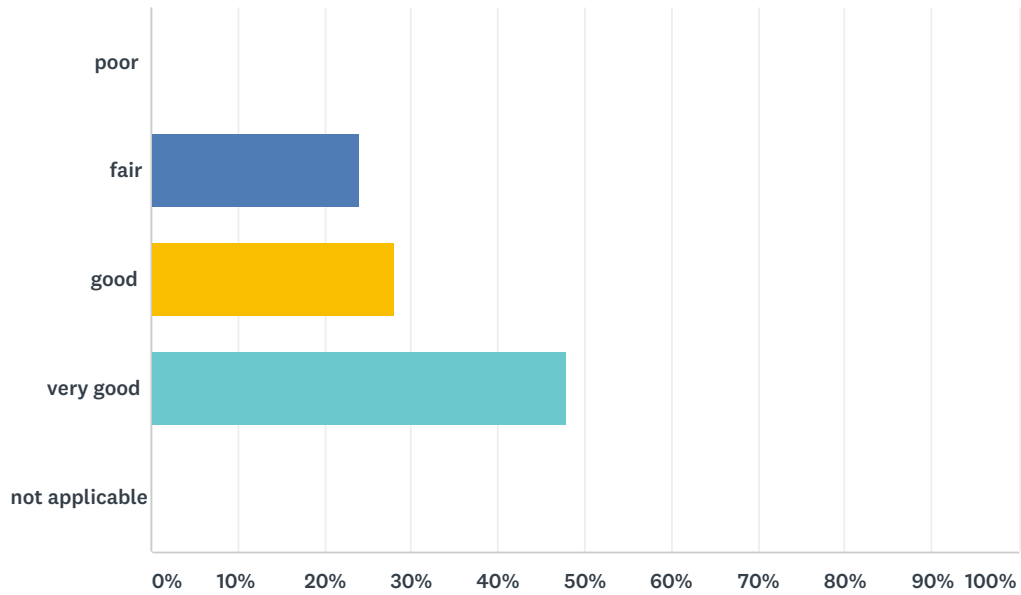
Answered: 25 Skipped: 0



ANSWER CHOICES	RESPONSES	
didn't need any / didn't ask for it	24.00%	6
poor	20.00%	5
fair	16.00%	4
good	12.00%	3
very good	28.00%	7
TOTAL		25

Q2 Quality of the information supplied before the course on the website

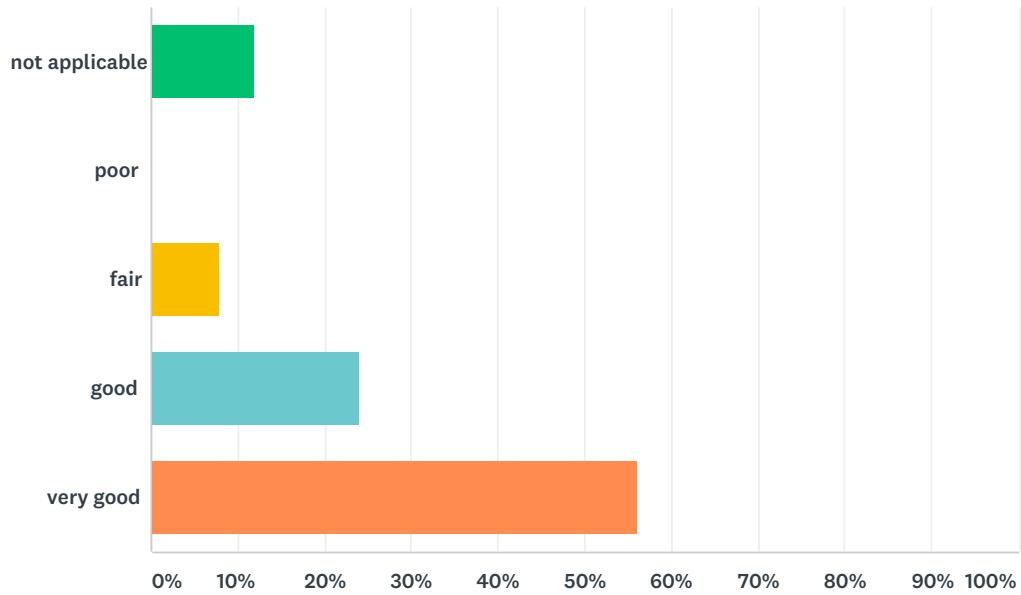
Answered: 25 Skipped: 0



ANSWER CHOICES	RESPONSES	
poor	0.00%	0
fair	24.00%	6
good	28.00%	7
very good	48.00%	12
not applicable	0.00%	0
TOTAL		25

Q3 Sufficient and immediate answers to your personal mails

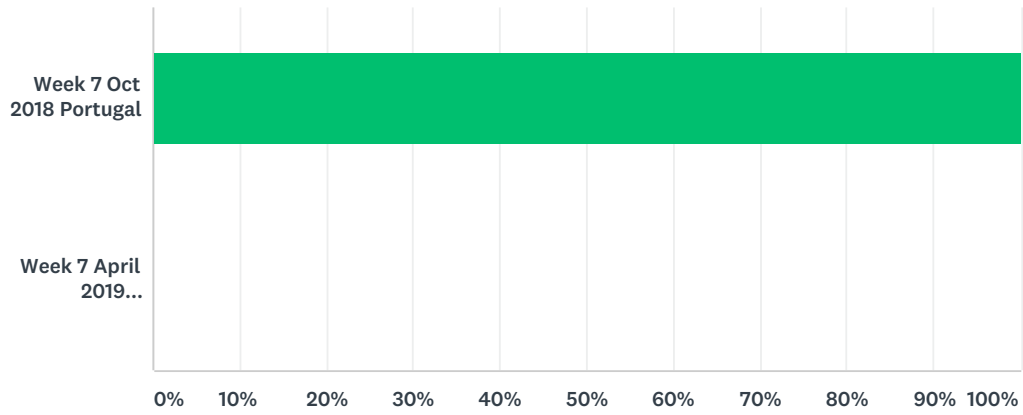
Answered: 25 Skipped: 0



ANSWER CHOICES	RESPONSES	
not applicable	12.00%	3
poor	0.00%	0
fair	8.00%	2
good	24.00%	6
very good	56.00%	14
TOTAL		25

Q4 Which course session did you attend

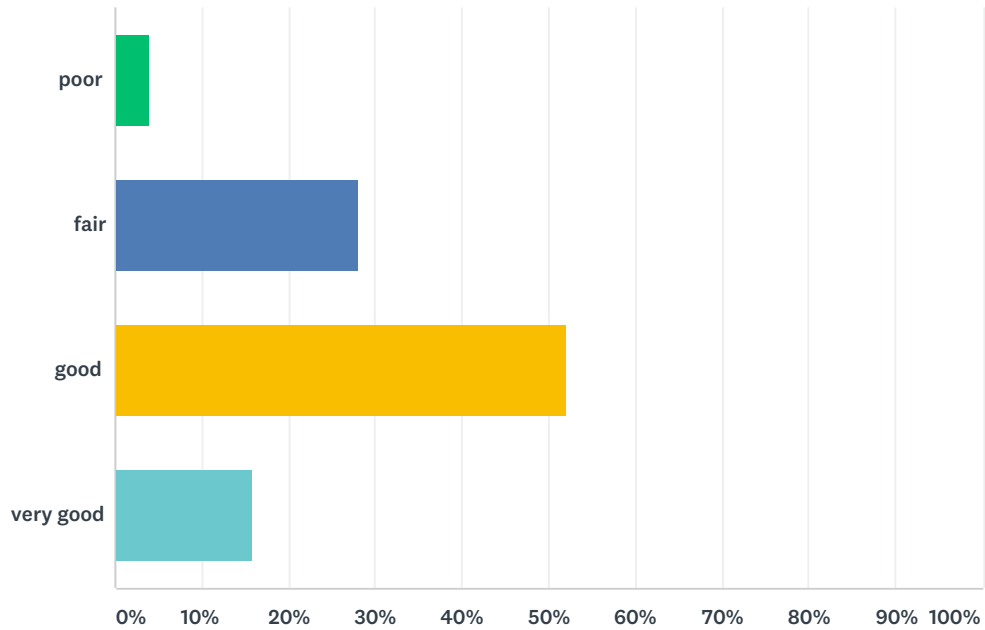
Answered: 25 Skipped: 0



ANSWER CHOICES	RESPONSES	
Week 7 Oct 2018 Portugal	100.00%	25
Week 7 April 2019 Benalmedena, Spain	0.00%	0
TOTAL		25

Q5 Quality of the course programme (in general)

Answered: 25 Skipped: 0



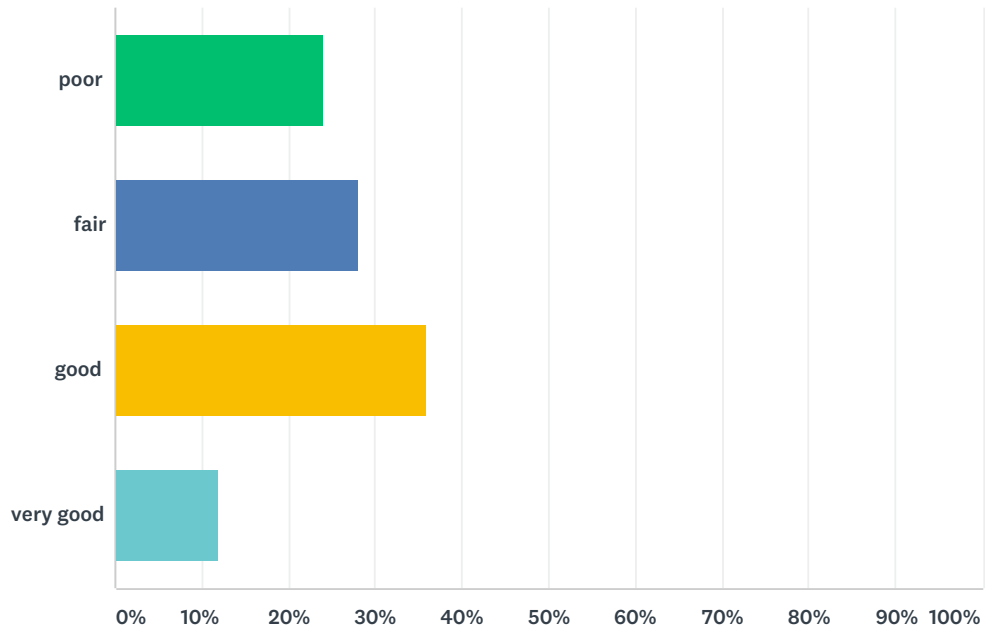
ANSWER CHOICES	RESPONSES	
poor	4.00%	1
fair	28.00%	7
good	52.00%	13
very good	16.00%	4
TOTAL		25

Q6 You have had presentations about different topics e.g. role of principal, tasks of coordinator, models of virtual projects, KA 2, global projects, curriculum (CFEC-EIO), intercultural communication, use of video/ videoconferences, evaluation of projects. Mention shortly in the comment box which presentation was most interesting for you and what you have learnt from it.

Answered: 23 Skipped: 2

Q7 Methodology of the course. Was there a good balance between the three parts of the course (information, sharing experiences, working on own outcomes)

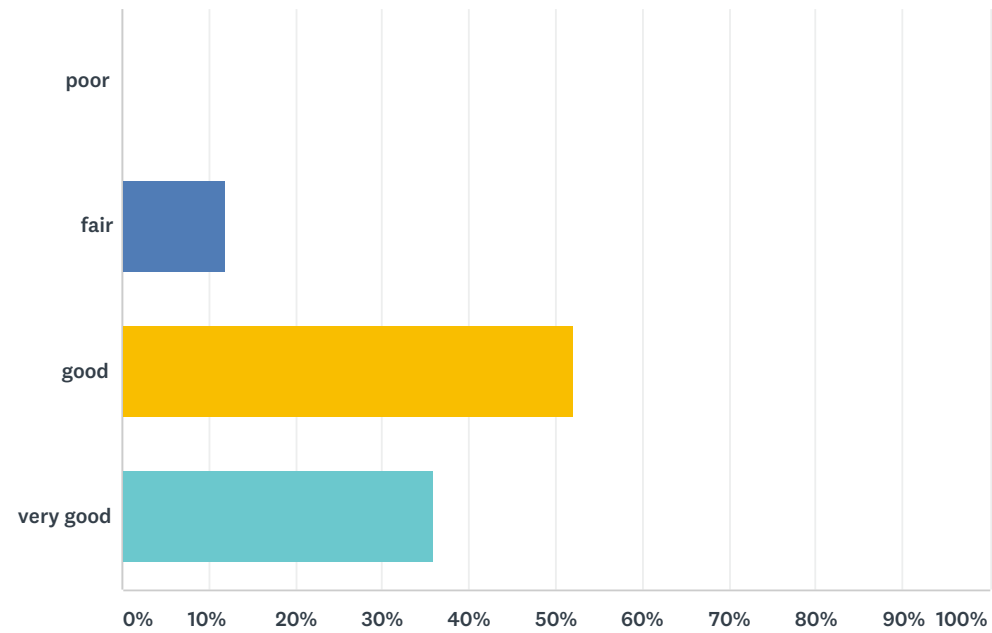
Answered: 25 Skipped: 0



ANSWER CHOICES	RESPONSES	
poor	24.00%	6
fair	28.00%	7
good	36.00%	9
very good	12.00%	3
TOTAL		25

Q8 Quality of the documents materials on the course platform (course documents, additional documents, links to websites etc.)

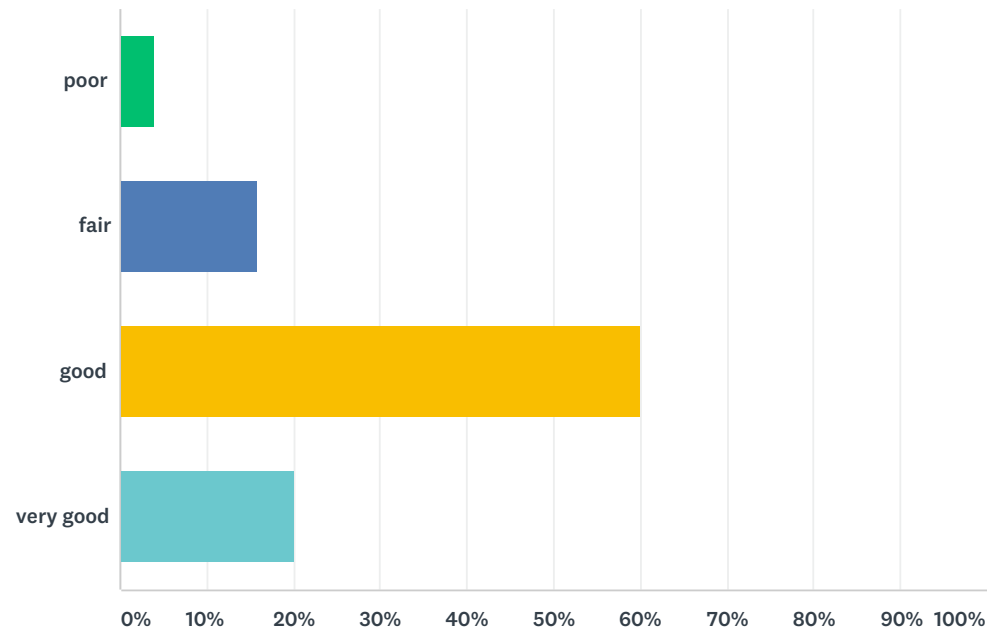
Answered: 25 Skipped: 0



ANSWER CHOICES	RESPONSES	
poor	0.00%	0
fair	12.00%	3
good	52.00%	13
very good	36.00%	9
TOTAL		25

Q9 Quality of the trainers / organisers (knowledge, skills, patience, personal support)

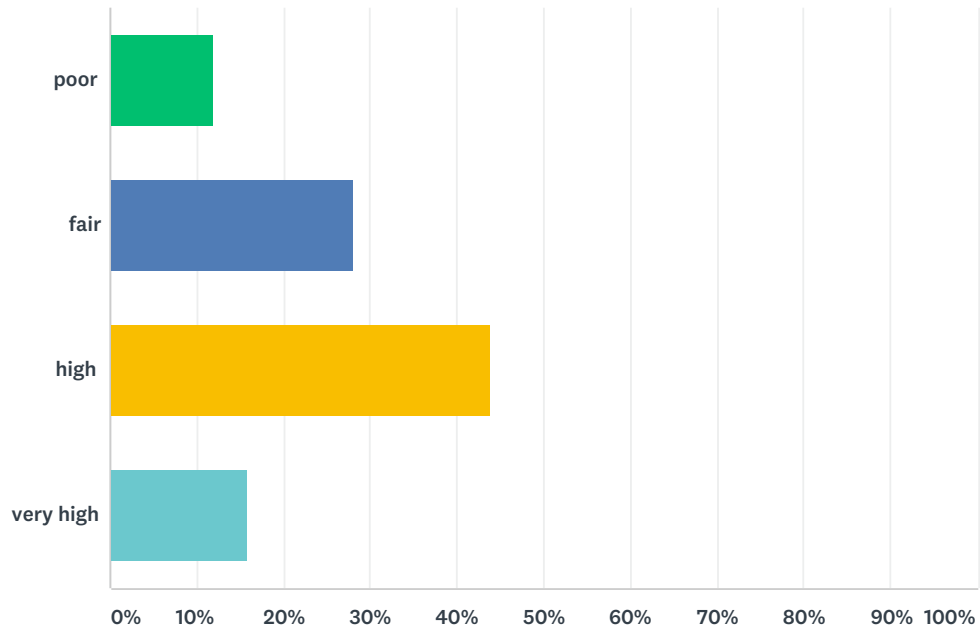
Answered: 25 Skipped: 0



ANSWER CHOICES	RESPONSES	
poor	4.00%	1
fair	16.00%	4
good	60.00%	15
very good	20.00%	5
TOTAL		25

Q10 The KA1 application insists on 'learning agreements' between the participants and the course providers. To what extent did the course meet your expectations in general

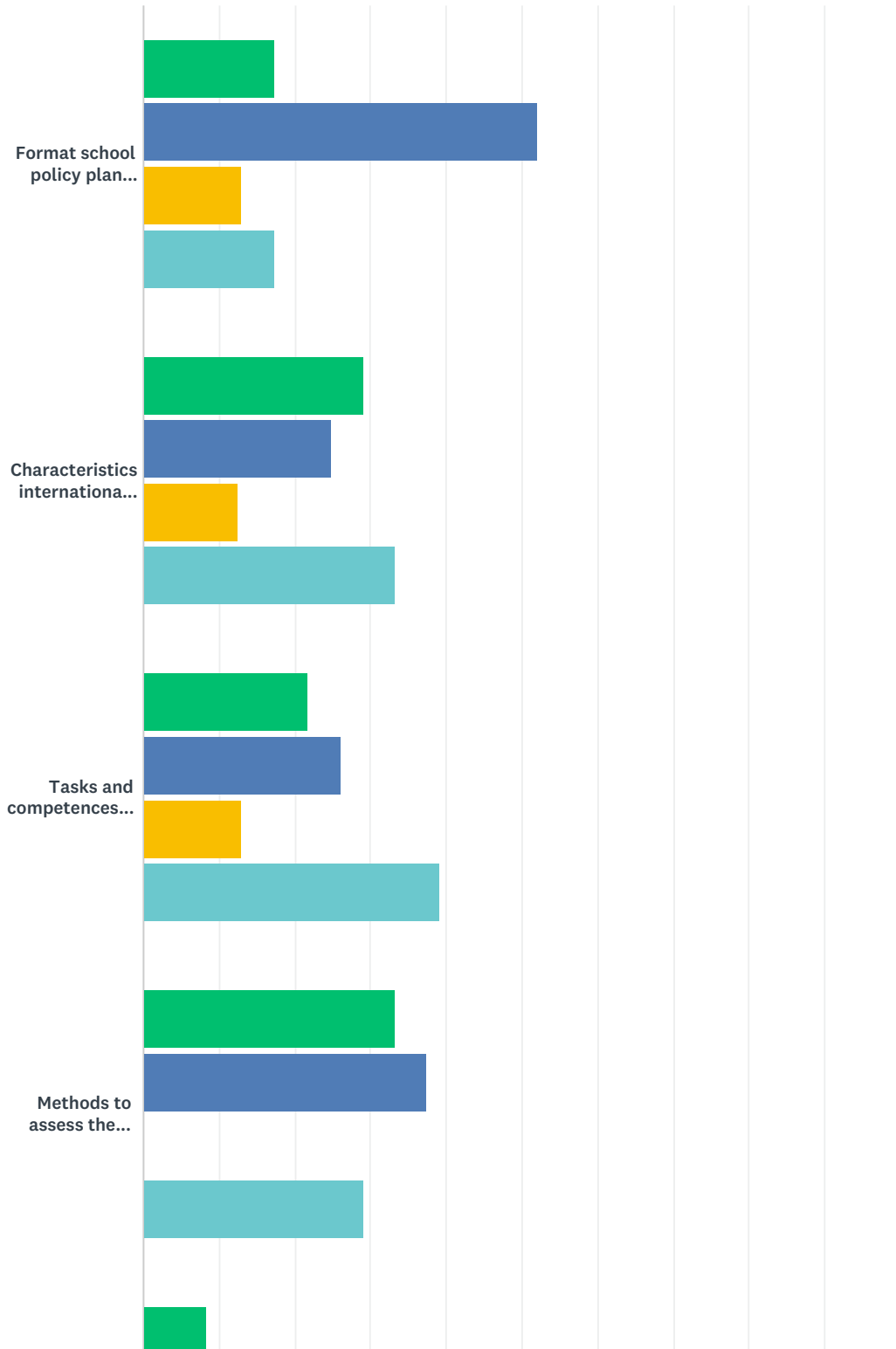
Answered: 25 Skipped: 0



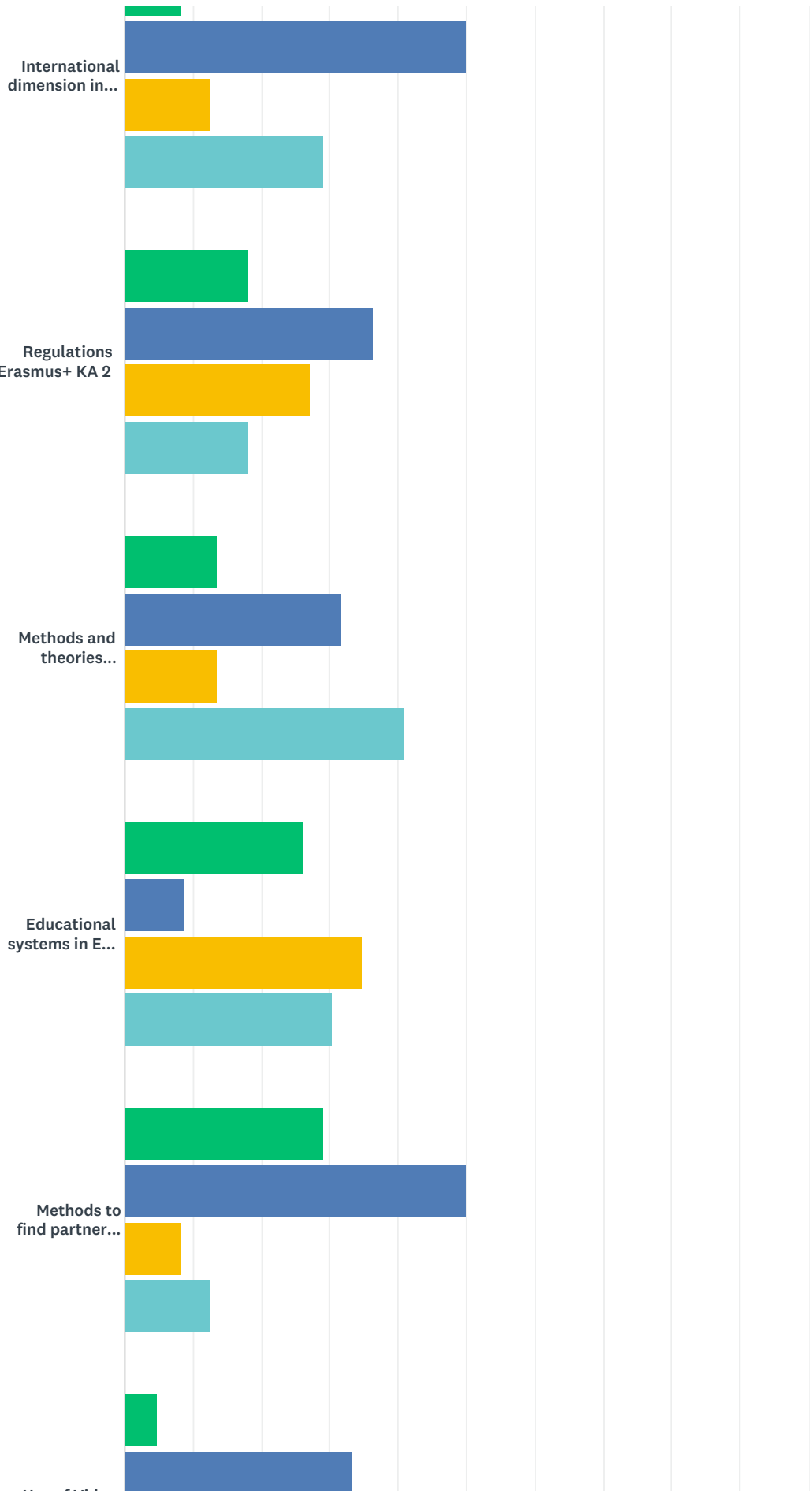
ANSWER CHOICES	RESPONSES	
poor	12.00%	3
fair	28.00%	7
high	44.00%	11
very high	16.00%	4
TOTAL		25

Q11 To what extent did the course meet your specific expectations. Select 5 most important expectations. For the others tick not applicable. The expectations related to the outputs for the school are listed in another question.

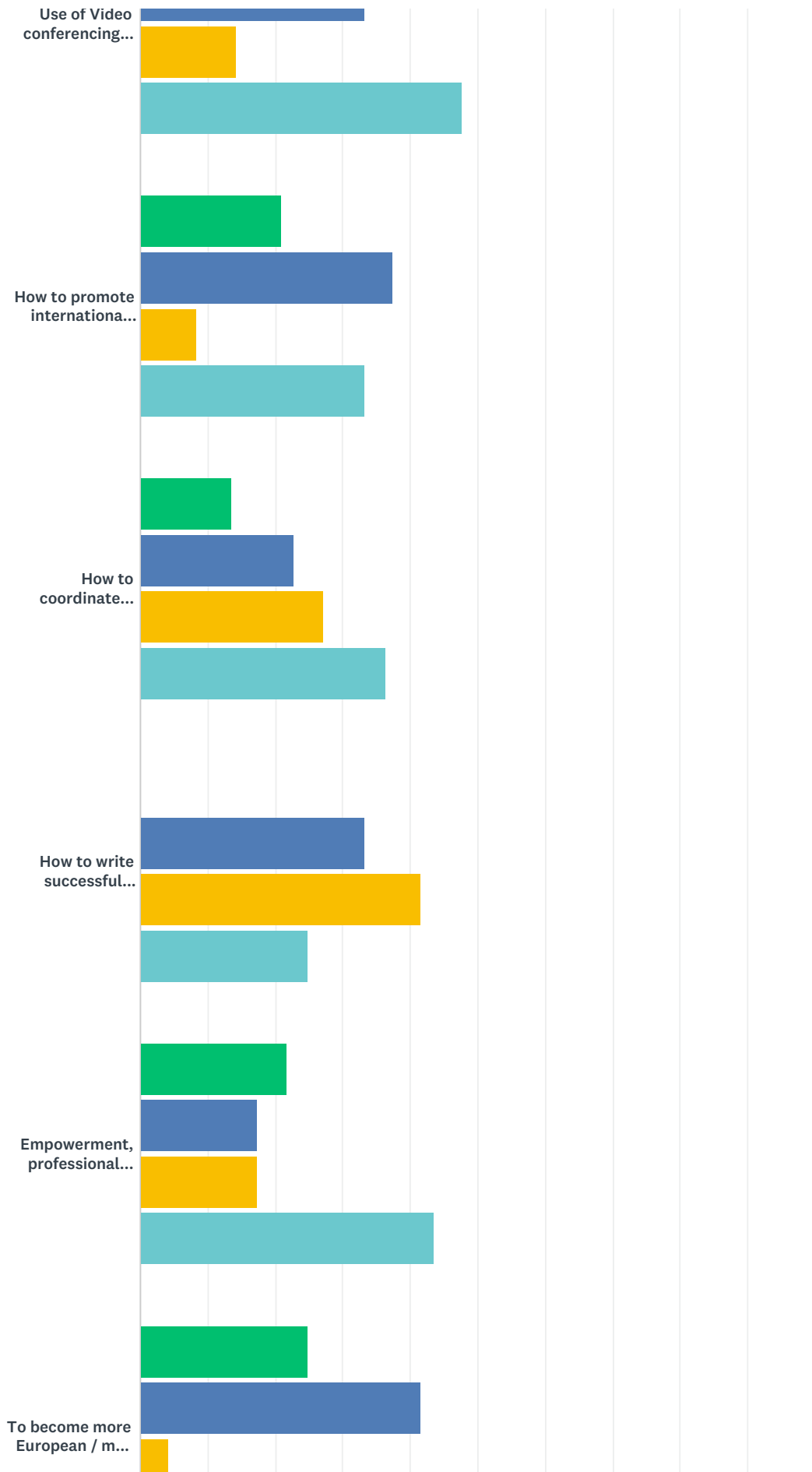
Answered: 25 Skipped: 0



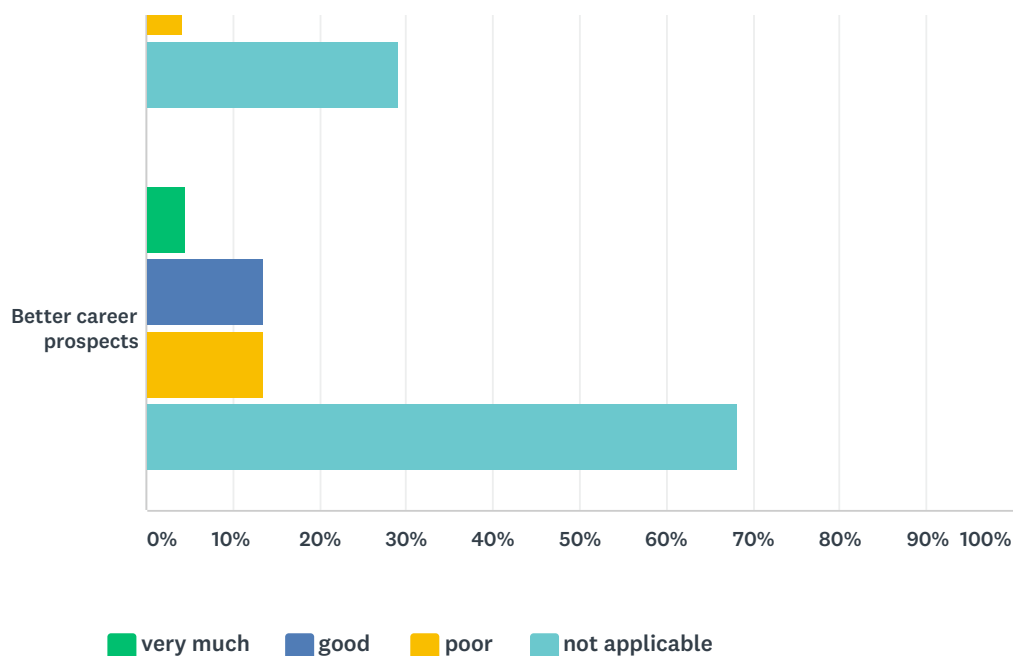
Course Internationalisation evaluation 2018-2019



Course Internationalisation evaluation 2018-2019



Course Internationalisation evaluation 2018-2019



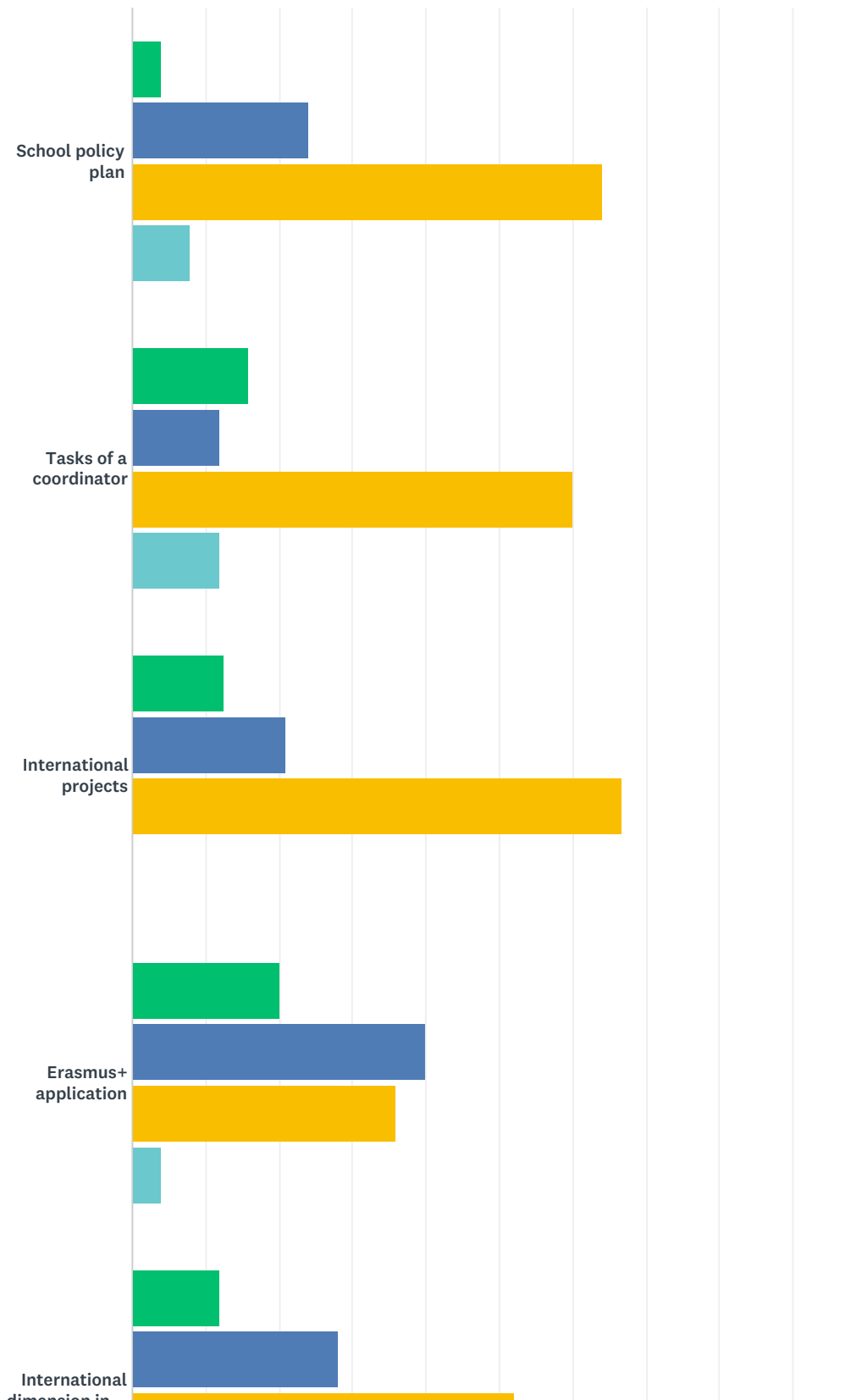
	VERY MUCH	GOOD	POOR	NOT APPLICABLE	TOTAL
Format school policy plan internationalisation	17.39% 4	52.17% 12	13.04% 3	17.39% 4	23
Characteristics international projects	29.17% 7	25.00% 6	12.50% 3	33.33% 8	24
Tasks and competences international coordinator	21.74% 5	26.09% 6	13.04% 3	39.13% 9	23
Methods to assess the quality of internationalisation	33.33% 8	37.50% 9	0.00% 0	29.17% 7	24
International dimension in the curriculum	8.33% 2	50.00% 12	12.50% 3	29.17% 7	24
Regulations Erasmus+ KA 2	18.18% 4	36.36% 8	27.27% 6	18.18% 4	22
Methods and theories intercultural communication in Europe	13.64% 3	31.82% 7	13.64% 3	40.91% 9	22
Educational systems in EU by sharing experiences with participants	26.09% 6	8.70% 2	34.78% 8	30.43% 7	23
Methods to find partners in Europe and globally for international projects	29.17% 7	50.00% 12	8.33% 2	12.50% 3	24
Use of Video conferencing for international projects	4.76% 1	33.33% 7	14.29% 3	47.62% 10	21
How to promote international projects at school	20.83% 5	37.50% 9	8.33% 2	33.33% 8	24
How to coordinate international projects	13.64% 3	22.73% 5	27.27% 6	36.36% 8	22
How to write successful applications for projects	0.00% 0	33.33% 8	41.67% 10	25.00% 6	24
Empowerment, professional growth	21.74% 5	17.39% 4	17.39% 4	43.48% 10	23
To become more European / more internationally oriented	25.00% 6	41.67% 10	4.17% 1	29.17% 7	24

Course Internationalisation evaluation 2018-2019

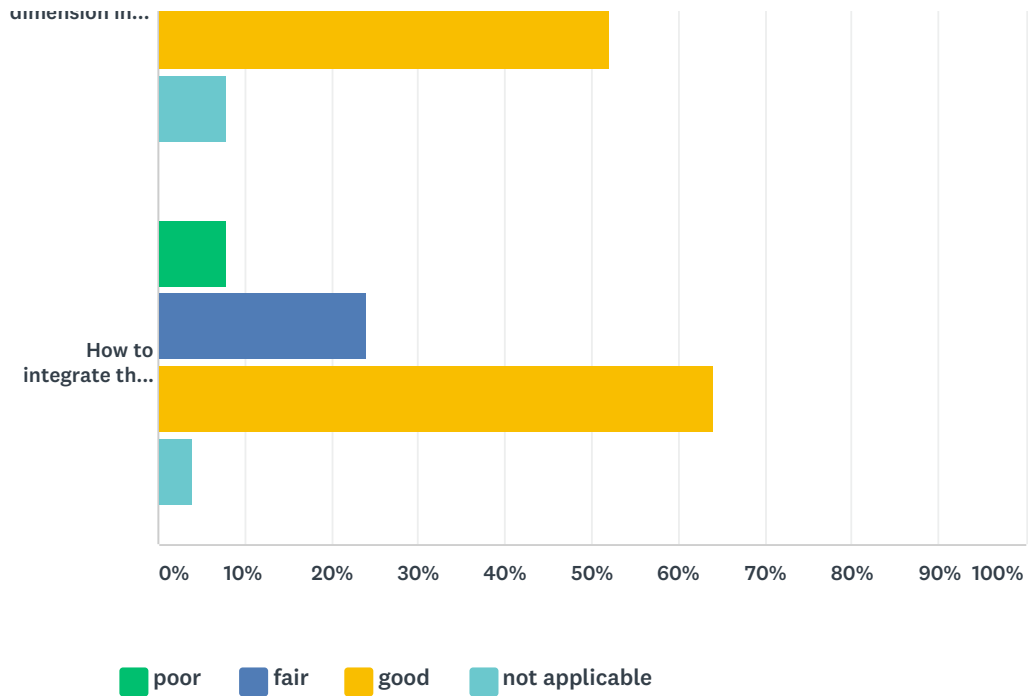
Better career prospects	4.55%	13.64%	13.64%	68.18%	
	1	3	3	15	22

Q12 The KA1 application insists on creating outputs to be delivered during the course To what extent are you satisfied with your products on

Answered: 25 Skipped: 0



Course Internationalisation evaluation 2018-2019



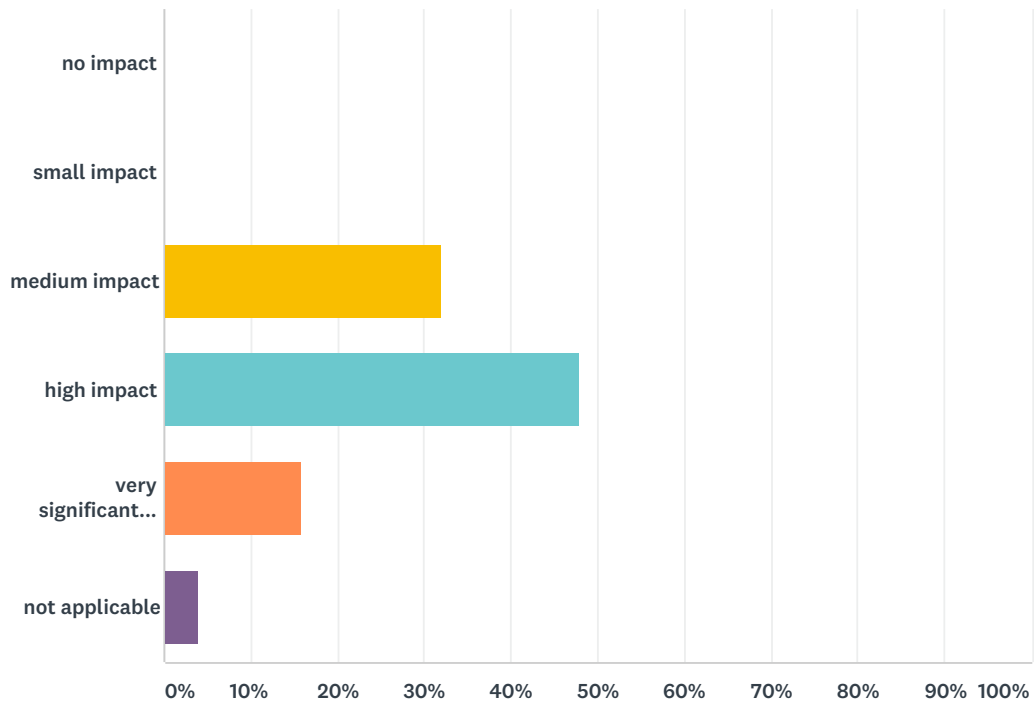
	POOR	FAIR	GOOD	NOT APPLICABLE	TOTAL
School policy plan	4.00% 1	24.00% 6	64.00% 16	8.00% 2	25
Tasks of a coordinator	16.00% 4	12.00% 3	60.00% 15	12.00% 3	25
International projects	12.50% 3	20.83% 5	66.67% 16	0.00% 0	24
Erasmus+ application	20.00% 5	40.00% 10	36.00% 9	4.00% 1	25
International dimension in curriculum	12.00% 3	28.00% 7	52.00% 13	8.00% 2	25
How to integrate the acquisition of intercultural competences into your projects and school curriculum	8.00% 2	24.00% 6	64.00% 16	4.00% 1	25

Q13 Most important question..... effect of the course on your school. 1. Explain how the course will contribute to 'make your school more international'.2. What are you going to do next year to 'make your school more international'?3. How will you do it and with whom?

Answered: 21 Skipped: 4

Q14 The course encouraged me to adopt a more reflective approach to the way I carry out my tasks for international projects

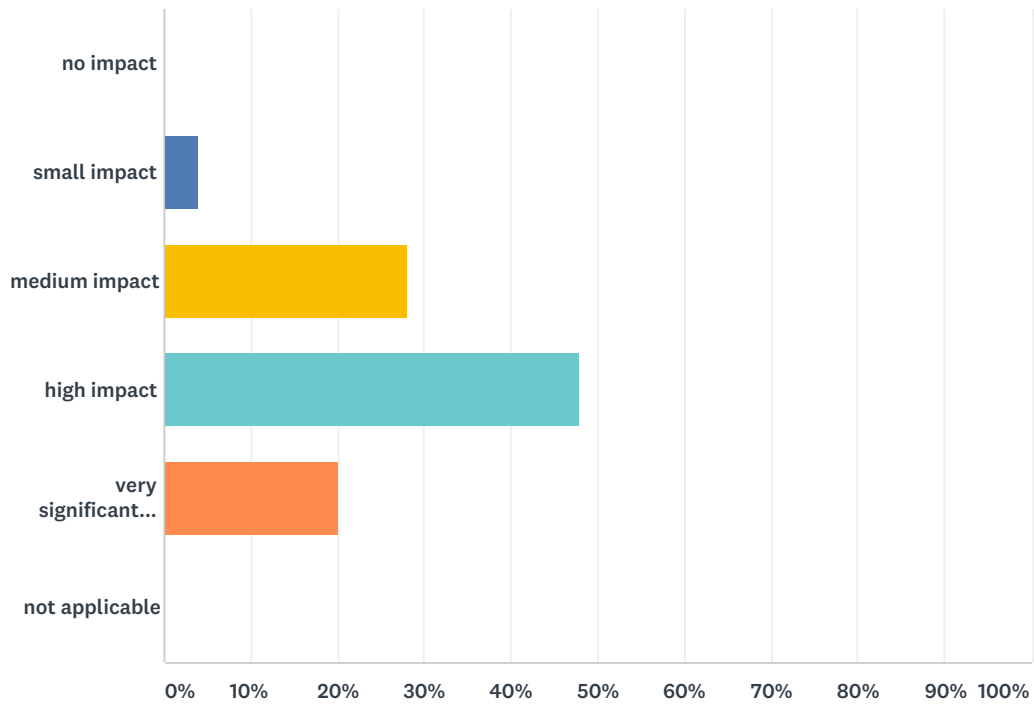
Answered: 25 Skipped: 0



ANSWER CHOICES	RESPONSES	
no impact	0.00%	0
small impact	0.00%	0
medium impact	32.00%	8
high impact	48.00%	12
very significant impact	16.00%	4
not applicable	4.00%	1
TOTAL		25

Q15 The course motivated me to carry on developing my professional skills in the future

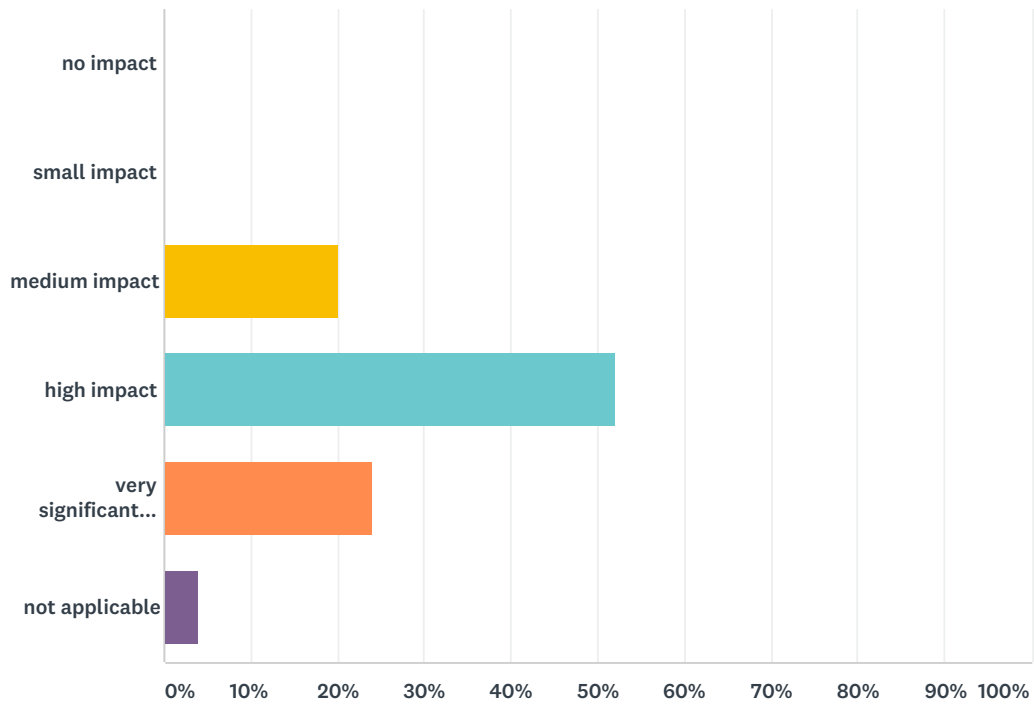
Answered: 25 Skipped: 0



ANSWER CHOICES	RESPONSES	
no impact	0.00%	0
small impact	4.00%	1
medium impact	28.00%	7
high impact	48.00%	12
very significant impact	20.00%	5
not applicable	0.00%	0
TOTAL		25

Q16 The course led or will lead to establishing partnerships/ co-operation with schools represented at the training event

Answered: 25 Skipped: 0



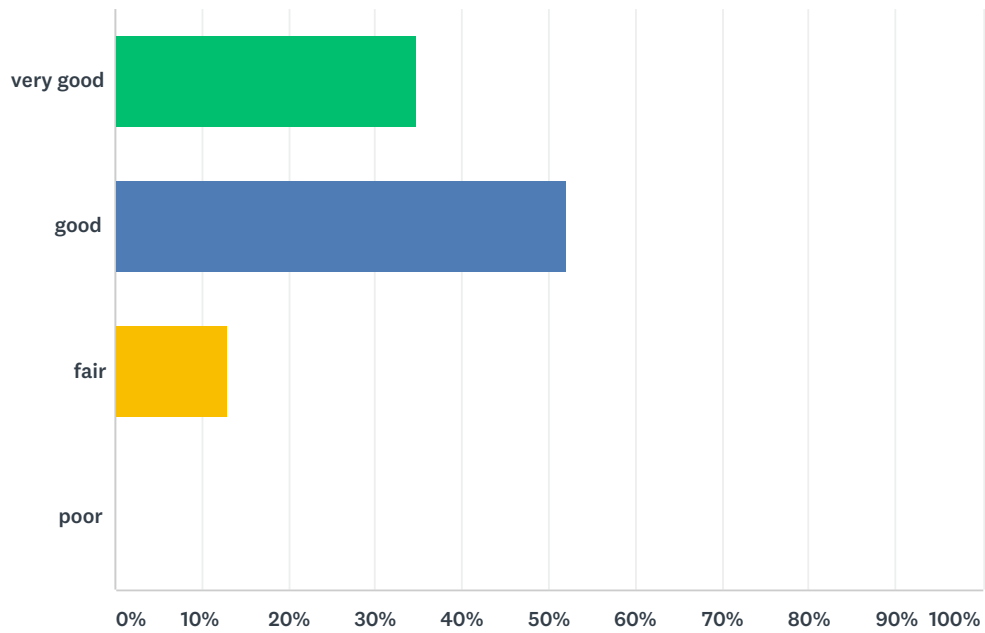
ANSWER CHOICES	RESPONSES	
no impact	0.00%	0
small impact	0.00%	0
medium impact	20.00%	5
high impact	52.00%	13
very significant impact	24.00%	6
not applicable	4.00%	1
TOTAL		25

Q17 How did you find out about this course? Internet? Which site or Google search? From colleagues or?

Answered: 23 Skipped: 2

Q18 Give a mark for the in-service training activity (content and methodology)

Answered: 23 Skipped: 2



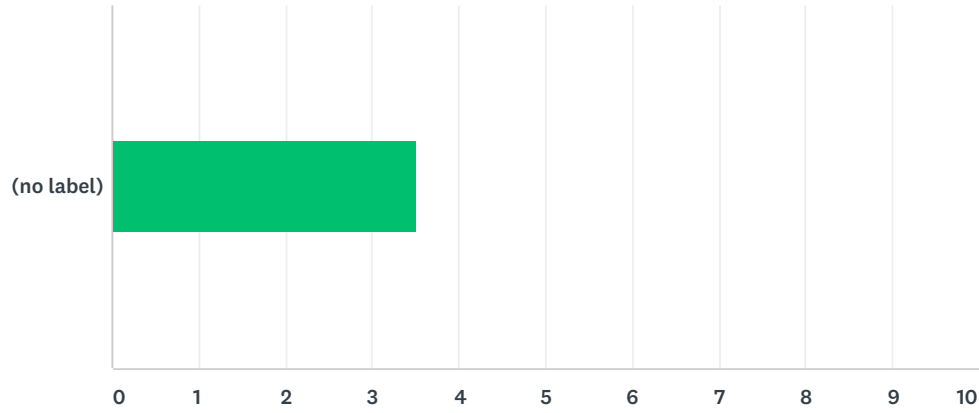
ANSWER CHOICES	RESPONSES	
very good	34.78%	8
good	52.17%	12
fair	13.04%	3
poor	0.00%	0
TOTAL		23

Q19 General comments

Answered: 9 Skipped: 16

Q20 Catering (lunches, coffee breaks)

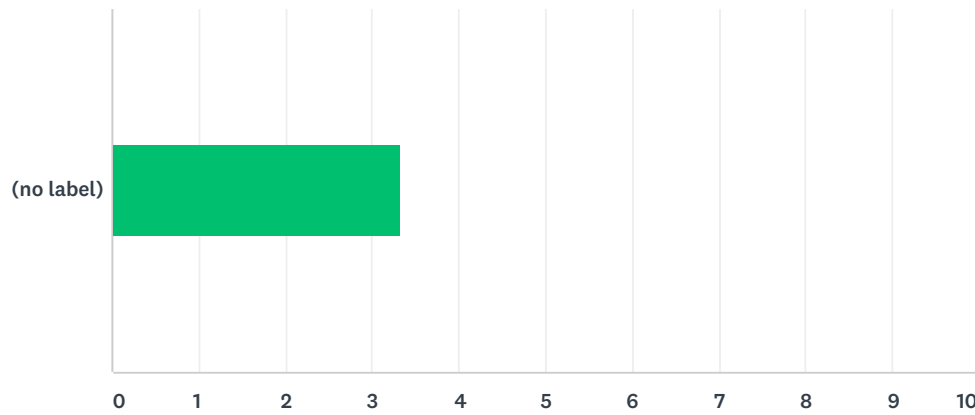
Answered: 25 Skipped: 0



	POOR	FAIR	GOOD	VERY GOOD	TOTAL	WEIGHTED AVERAGE
(no label)	8.00% 2	4.00% 1	16.00% 4	72.00% 18	25	3.52

Q21 Quality of the rooms used for the course at the school / in the venue (not the hotel)

Answered: 25 Skipped: 0



	POOR	FAIR	GOOD	VERY GOOD	TOTAL	WEIGHTED AVERAGE
(no label)	0.00% 0	12.00% 3	44.00% 11	44.00% 11	25	3.32